

**Examiner:** Xiangfeng Yang (Tel: 013 28 57 88).

**Things allowed (Hjälpmedel):** a calculator.

**Scores rating (Betygsgränser):** 8-11 points giving rate 3; 11.5-14.5 points giving rate 4; 15-18 points giving rate 5.

Write down all necessary steps in solutions in order to receive as many points as possible.

## 1 (3 points)

Let us throw a fair die and define two events:  $A = \{1, 2, 3\}$  and  $B = \{2, 4\}$ .

(1.1) (1p) Find the probability  $P(A \cup B)$ .

(1.2) (1p) Find the conditional probability  $P(A|B)$ .

(1.3) (1p) Are the two events  $A$  and  $B$  independent? Why?

*Solution.* (1.1)

$$P(A \cup B) = P(\{1, 2, 3, 4\}) = \frac{4}{6} = \frac{2}{3} = 0.6667.$$

(1.2)

$$P(A|B) = \frac{P(A \cap B)}{P(B)} = \frac{P(\{2\}) 1/6}{P(B) 2/6} = \frac{1}{2} = 0.5.$$

(1.3) It is clear that  $P(A \cap B) = P(\{2\}) = 1/6$ , therefore it holds that

$$P(A \cap B) = P(A) \cdot P(B) = \frac{1}{2} \cdot \frac{1}{3}.$$

This implies that  $A$  and  $B$  are independent!

□

## 2 (3 points)

Let  $X_1 \sim N(1.2, 2^2)$ ,  $X_2 \sim N(1.2, 2^2)$  and  $X_3 \sim N(1.2, 2^2)$  be three independent normal random variables.

(2.1) (1p) Find the mean  $E(X_1 + 2X_2 + 3X_3)$ .

(2.2) (1p) Find the variance  $V(X_1 + 2X_2 + 3X_3)$ .

(2.3) (1p) Find the probability  $P(X_1 + X_2 + X_3 \leq 4)$ .

*Solution.* (2.1) It is from the expectation formula that

$$E(X_1 + 2X_2 + 3X_3) = E(X_1) + 2E(X_2) + 3E(X_3) = 1.2 + 2 \cdot 1.2 + 3 \cdot 1.2 = 7.2.$$

(2.2) It is from the variance formula that

$$V(X_1 + 2X_2 + 3X_3) = V(X_1) + 2^2V(X_2) + 3^2V(X_3) = 4 + 2^2 \cdot 4 + 3^2 \cdot 4 = 56.$$

(2.3) It is from CLT (ii) that

$$\begin{aligned} P(X_1 + X_2 + X_3 \leq 4) &= P(\bar{X} \leq \frac{4}{3}) = P\left(\frac{\bar{X} - \mu}{\sigma/\sqrt{n}} \leq \frac{\frac{4}{3} - \mu}{\sigma/\sqrt{n}}\right) \\ &= P\left(N(0, 1) \leq \frac{\frac{4}{3} - 1.2}{2/\sqrt{3}}\right) = P(N(0, 1) \leq 0.12) \\ &= \Phi(0.12) = 0.5478. \end{aligned}$$

□

### 3 (3 points)

Let  $X$  be a random variable with a probability mass function as follows

|        |     |       |      |      |       |
|--------|-----|-------|------|------|-------|
| $X$    | 1   | 2     | 3    | 4    | 5     |
| $p(x)$ | 0.1 | $c_1$ | 0.15 | 0.25 | $c_2$ |

(3.1) (1p) If one knows  $P(X < 3) = 0.5$ , find the values  $c_1 = ?$  and  $c_2 = ?$

(3.2) (2p) Find the mean  $E(X)$  and the variance  $V(X)$ .

*Solution.* (3.1) It is from the fact  $0.1 + c_1 + 0.15 + 0.25 + c_2 = 1$  that  $c_1 + c_2 = 0.5$ . Now it is from  $P(X < 3) = 0.5$  that  $0.1 + c_1 = 0.5$ , which gives  $c_1 = 0.4$ , so  $c_2 = 0.1$ .

(3.2)

$$\begin{aligned}\mu &= E(X) = 1 \cdot 0.1 + 2 \cdot 0.4 + 3 \cdot 0.15 + 4 \cdot 0.25 + 5 \cdot 0.1 = 2.85 \\ V(X) &= E(X^2) - \mu^2 = (1^2 \cdot 0.1 + 2^2 \cdot 0.4 + 3^2 \cdot 0.15 + 4^2 \cdot 0.25 + 5^2 \cdot 0.1) - 2.85^2 \\ &= 9.55 - 2.85^2 = 1.4275.\end{aligned}$$

□

### 4 (3 points)

A population  $X \sim \text{Bin}(n, p)$  is a Binomial random variable with two unknown parameters  $n$  and  $p$ . A sample  $\{1, 3\}$  is taken from this population. Find point estimates  $\hat{n}_{MM}$  and  $\hat{p}_{MM}$  of  $n$  and  $p$  based on the method of moments.

(Hint: For two unknown parameters in population, the method of moments usually reads as

$$E(X) = \bar{x}, \text{ and } E(X^2) = \frac{1}{n} \sum_{i=1}^n x_i^2, \quad \text{where } x_1 = 1, x_2 = 3 \text{ and } n = 2.$$

The formula  $V(X) = E(X^2) - (E(X))^2$  might be also useful.)

*Solution.* We can easily compute  $\bar{x} = \frac{1+3}{2} = 2$  and  $\frac{1}{n} \sum_{i=1}^n x_i^2 = \frac{1}{2}(1^2 + 3^2) = 5$ . The first equation  $E(X) = \bar{x}$  gives

$$np = 2.$$

The second equation  $E(X^2) = \frac{1}{n} \sum_{i=1}^n x_i^2$  gives (keep in mind that  $E(X^2) = V(X) + (E(X))^2 = np(1-p) + (np)^2$ )

$$np(1-p) + (np)^2 = 5.$$

Now we insert  $np = 2$  to  $np(1-p) + (np)^2 = 5$ , and it follows that

$$2(1-p) + 2^2 = 5 \implies p = 0.5.$$

Inserting  $p = 0.5$  in  $np = 2$  implies that  $n = 4$ . Therefore

$$\hat{n}_{MM} = 4, \quad \hat{p}_{MM} = 0.5.$$

□

### 5 (3 points)

A population  $X \sim N(\mu, \sigma^2)$  is a normal random variable with unknown  $\mu$  and  $\sigma^2$ . To estimate these two parameters, a sample is taken from  $X$  with  $n = 16$ ,  $\bar{x} = 4.2$  and  $s = 2.2$ .

(5.1) (1p) Find reasonable point estimates  $\hat{\mu}$  and  $\hat{\sigma}^2$  of  $\mu$  and  $\sigma^2$ .

(5.2) (1p) Does the sample provide any evidence that  $\mu < 5$ ? Answer this by constructing an one-sided 95% confidence interval of  $\mu$  in the form  $I_\mu = (-\infty, b)$ .

(5.3) (1p) Does the sample provide any evidence that  $\sigma^2 > 4$ ? Answer this by constructing an one-sided 95% confidence interval of  $\sigma^2$  in the form  $I_{\sigma^2} = (a, +\infty)$ .

Solution. (5.1)

$$\hat{\mu} = \bar{x} = 4.2, \quad \hat{\sigma}^2 = s^2 = 2.2^2 = 4.84.$$

(5.2)

$$I_{\mu} = (-\infty, \bar{x} + t_{\alpha}(n-1) \cdot \frac{s}{\sqrt{n}}) = (-\infty, 4.2 + 1.75 \cdot \frac{2.2}{\sqrt{16}}) = (-\infty, 5.1625).$$

(5.2).

$$I_{\sigma^2} = (\frac{(n-1)s^2}{\chi_{\alpha}^2(n-1)}, +\infty) = (\frac{(16-1) \cdot 2.2^2}{25}, +\infty) = (2.904, +\infty).$$

□

## 6 (3 points)

Lars bought a die (whose six sides are denoted as 1, 2, 3, 4, 5 and 6), but he suspects that the die is NOT fair. To test this, he threw the die 300 times and obtained the following results:

| Observations | 1  | 2  | 3  | 4  | 5  | 6  |
|--------------|----|----|----|----|----|----|
| Frequencies  | 46 | 56 | 32 | 60 | 50 | 56 |

Lars is going to use  $\chi^2$  test with a significance level  $\alpha = 5\%$  to check if the above results provide any evidence that the die is not fair.

(6.1) (1p) Write down appropriate  $H_0$  and  $H_a$ .

(6.2) (2p) Is  $H_0$  rejected based on  $TS$  (observed test statistic under  $H_0$ ) and  $C$  (rejection region)?

Solution. (6.1) If we use  $p(i)$  to denote the probability that the die shows  $i$ , then

$H_0$  : the die is fair (i.e.  $p(1) = p(2) = p(3) = p(4) = p(5) = p(6) = 1/6$ )

$H_a$  : the die is not fair (i.e. some  $p(i) \neq 1/6$ )

(6.2) With  $n = 300$  and  $p_i = p(i)$ , it follows that

$$\begin{aligned} TS &= \sum_{i=1}^6 \frac{(n_i - np_i)^2}{np_i} = \frac{(46 - 300 \cdot 1/6)^2}{300 \cdot 1/6} + \frac{(56 - 300 \cdot 1/6)^2}{300 \cdot 1/6} + \frac{(32 - 300 \cdot 1/6)^2}{300 \cdot 1/6} \\ &\quad + \frac{(60 - 300 \cdot 1/6)^2}{300 \cdot 1/6} + \frac{(50 - 300 \cdot 1/6)^2}{300 \cdot 1/6} + \frac{(56 - 300 \cdot 1/6)^2}{300 \cdot 1/6} = \frac{512}{50} = 10.24. \end{aligned}$$

The rejection region is

$$C = (\chi_{\alpha}^2(k-1), +\infty) = (\chi_{0.05}^2(6-1), +\infty) = (11.07, +\infty).$$

Since  $TS \notin C$ , we do NOT reject  $H_0$ . Namely, the results do not give any evidence that the die is not fair.

□

## 1. Basic probability

(1.1) Conditional probability  $P(A|B) = \frac{P(A \cap B)}{P(B)}$ .

(1.2) Total probability  $P(B) = \sum_{i=1}^k P(B|A_i)P(A_i)$  where  $\{A_i\}$  are disjoint and  $\cup_{i=1}^k A_i = S$ .

(1.3) Bayes' Theorem  $P(A_i|B) = \frac{P(B|A_i)P(A_i)}{\sum_{j=1}^k P(B|A_j)P(A_j)}$  where  $\{A_i\}$  are in (1.2).

## 2. Random variables (r.v.s)

(2.1) Discrete r.v.  $X$  has a pmf  $p(x) = P(X = x)$  satisfying  $p(x) \geq 0$  and  $\sum p(x_i) = 1$ ,

$$\begin{array}{c|cccc} X & x_1 & x_2 & \cdots & x_n & \cdots \\ \hline p(x) & p(x_1) & p(x_2) & \cdots & p(x_n) & \cdots \end{array}$$

Expectation (or *Expected value* or *mean*)  $\mu_X = E(X) = \sum x_i p(x_i)$ ;

Variance  $\sigma_X^2 = V(X) = E(X - \mu_X)^2 = E(X^2) - \mu_X^2 = \sum x_i^2 p(x_i) - (\sum x_i p(x_i))^2$ .

(2.2) Continuous r.v.  $X$  has a pdf  $f(x)$  satisfying  $f(x) \geq 0$  and  $\int_{-\infty}^{\infty} f(x) dx = 1$ ,

$$P(a < X < b) = \int_a^b f(x) dx.$$

Expectation (or *Expected value* or *mean*)  $\mu_X = E(X) = \int_{-\infty}^{\infty} x f(x) dx$ ;

Variance  $\sigma_X^2 = V(X) = E(X - \mu_X)^2 = E(X^2) - \mu_X^2 = \int_{-\infty}^{\infty} x^2 f(x) dx - (\int_{-\infty}^{\infty} x f(x) dx)^2$ .

(2.3) Cumulative distribution function (cdf) of a r.v.  $X$  is  $F(x) = P(X \leq x)$ .

(2.4)  $X$  and  $Y$  are r.v.s,  $a, b$  and  $c$  are scalars, then

$$E(aX + bY + c) = aE(X) + bE(Y) + c,$$

$$V(aX + bY + c) = a^2V(X) + b^2V(Y) + 2ab \operatorname{cov}(X, Y),$$

$$E(g(X, Y)) = \begin{cases} \sum_{i,j} g(x_i, y_j) \cdot p(x_i, y_j), & \text{for discrete } (X, Y), \\ \int_{-\infty}^{\infty} \int_{-\infty}^{\infty} g(x, y) \cdot f(x, y) dx dy, & \text{for continuous } (X, Y). \end{cases}$$

(2.5) • Discrete r.v.  $(X, Y)$  has a joint pmf  $p(x, y)$  satisfying  $p(x, y) \geq 0$  and  $\sum_{x_i} \sum_{y_j} p(x_i, y_j) = 1$ .

The *marginal pmf* of  $X$  is  $p_X(x) = \sum_y p(x, y)$ ;

The *marginal pmf* of  $Y$  is  $p_Y(y) = \sum_x p(x, y)$ ;

$X$  and  $Y$  are *independent* if  $p(x, y) = p_X(x) \cdot p_Y(y)$ .

• Continuous r.v.  $(X, Y)$  has a joint pdf  $p(x, y)$  satisfying  $f(x, y) \geq 0$  and  $\int_{-\infty}^{\infty} \int_{-\infty}^{\infty} f(x, y) dx dy = 1$ .

The *marginal pdf* of  $X$  is  $f_X(x) = \int_{-\infty}^{\infty} f(x, y) dy$ ;

The *marginal pdf* of  $Y$  is  $f_Y(y) = \int_{-\infty}^{\infty} f(x, y) dx$ ;

$X$  and  $Y$  are *independent* if  $f(x, y) = f_X(x) \cdot f_Y(y)$ .

## 3. Several special r.v.s

(3.1)  $X \sim \operatorname{Bin}(n, p)$  has a pmf  $p(x) = P(X = x) = \binom{n}{x} \cdot p^x \cdot (1-p)^{n-x}$ ,  $x = 0, 1, 2, \dots, n$ .

$$E(X) = n \cdot p, \quad V(X) = n \cdot p \cdot (1-p).$$

(3.2)  $X \sim \operatorname{Po}(\lambda)$  has a pmf  $p(x) = P(X = x) = \frac{e^{-\lambda} \lambda^x}{x!}$ ,  $x = 0, 1, 2, \dots$   
 $E(X) = \lambda, \quad V(X) = \lambda$ .

(3.3)  $X \sim \operatorname{Hypergeometric}$  has a pmf  $p(x) = P(X = x) = \frac{\binom{M}{x} \binom{N-M}{n-x}}{\binom{N}{n}}$ .

(3.4)  $X \sim \operatorname{Exp}(\lambda)$  has a pdf

$$f(x) = \begin{cases} \lambda e^{-\lambda x}, & x \geq 0, \\ 0, & \text{otherwise.} \end{cases}$$

(3.5)  $E(X) = \frac{1}{\lambda}, \quad V(X) = \left(\frac{1}{\lambda}\right)^2$ .

$X \sim N(\mu, \sigma^2)$  has a pdf

$$f(x) = \frac{1}{\sigma\sqrt{2\pi}} e^{-\frac{(x-\mu)^2}{2\sigma^2}}, \quad -\infty < x < \infty.$$

(3.6)  $E(X) = \mu, \quad V(X) = \sigma^2$ .

$X \sim U(a, b)$  has a pdf

$$f(x) = \begin{cases} \frac{1}{b-a}, & a < x < b, \\ 0, & \text{otherwise.} \end{cases}$$

$$E(X) = \frac{a+b}{2}, \quad V(X) = \frac{(b-a)^2}{12}.$$

## 4. Central Limit Theorem (CLT)

Suppose that a population has mean  $= \mu$  and variance  $= \sigma^2$ . A random sample  $\{X_1, X_2, \dots, X_n\}$  from this population is given. Then for large  $n \geq 30$ ,

$$\frac{\bar{X} - \mu}{\sigma/\sqrt{n}} \sim N(0, 1). \tag{1}$$

• If the population is normal, then (1) holds for any  $n$ .

• Note that  $\mu = E(\bar{X})$  and  $(\sigma/\sqrt{n})^2 = V(\bar{X})$ .

## 5. Several notations in statistics

(5.1) Sample mean:  $\bar{X} = \frac{X_1 + X_2 + \dots + X_n}{n} = \sum \frac{X_i}{n}; \quad \bar{x} = \frac{x_1 + x_2 + \dots + x_n}{n} = \sum \frac{x_i}{n}$ .

(5.2) Sample variance:

$$S^2 = \frac{\sum (X_i - \bar{X})^2}{n-1} = \frac{1}{n-1} \left( \sum X_i^2 - \frac{(\sum X_i)^2}{n} \right); \quad s^2 = \frac{\sum (x_i - \bar{x})^2}{n-1} = \frac{1}{n-1} \left( \sum x_i^2 - \frac{(\sum x_i)^2}{n} \right).$$

• Capital letters  $\bar{X}$  and  $S^2$  refer to the objects based on random sample (therefore they are in general r.v.s), while small letters  $\bar{x}$  and  $s^2$  are the objects based on observations (so they are scalars).

(5.3) A point estimator of  $\theta$  obtained by Methods of Moments is denoted as  $\hat{\theta}_{MM}$ .

(5.4) A point estimator of  $\theta$  obtained by Maximum Likelihood method is denoted as  $\hat{\theta}_{ML}$ .

## 6. Confidence Interval (CI)

In this course, three types of confidence intervals are studied depending on the unknown population parameter(s): CI-1 (confidence intervals for population mean(s)), CI-2 (confidence intervals for population variance(s)), and CI-3 (confidence intervals for population proportion(s)).

**CI-1: (1 - α) CI of a population mean μ**

**case 1.1 (any n)** If population  $X \sim N(\mu, \sigma^2)$  and  $\sigma^2$  is known, then  $\frac{\bar{X}-\mu}{\sigma/\sqrt{n}} \sim N(0, 1)$  and

$$I_\mu = (\bar{x} - z_{\alpha/2} \cdot \frac{\sigma}{\sqrt{n}}, \bar{x} + z_{\alpha/2} \cdot \frac{\sigma}{\sqrt{n}}) := \bar{x} \mp z_{\alpha/2} \cdot \frac{\sigma}{\sqrt{n}}.$$

**case 1.2 (n ≥ 30)** For any population X, it holds that  $\frac{\bar{X}-\mu}{\sigma/\sqrt{n}} \sim N(0, 1)$  and

$$I_\mu = \bar{x} \mp z_{\alpha/2} \cdot \frac{\sigma}{\sqrt{n}} \text{ or } I_\mu = \bar{x} \mp z_{\alpha/2} \cdot \frac{\hat{\sigma}}{\sqrt{n}}.$$

**case 1.3 (any n)** If population  $X \sim N(\mu, \sigma^2)$  and  $\sigma^2$  is unknown, then  $\frac{\bar{X}-\mu}{S/\sqrt{n}} \sim T(n-1)$  and

$$I_\mu = \bar{x} \mp t_{\alpha/2}(n-1) \cdot \frac{s}{\sqrt{n}}.$$

**CI-1': (1 - α) CI of the difference of two population means  $\mu_X - \mu_Y$**

**case 1.1' (any  $n_1, n_2$ )** If independent populations  $X \sim N(\mu_X, \sigma_X^2)$ ,  $Y \sim N(\mu_Y, \sigma_Y^2)$ , and  $\sigma_X^2, \sigma_Y^2$  are known, then

$$\frac{(\bar{X}-\bar{Y})-(\mu_X-\mu_Y)}{\sqrt{\frac{\sigma_X^2}{n_1} + \frac{\sigma_Y^2}{n_2}}} \sim N(0, 1), \text{ and } I_{\mu_X-\mu_Y} = (\bar{x}-\bar{y}) \mp z_{\alpha/2} \cdot \sqrt{\frac{\sigma_X^2}{n_1} + \frac{\sigma_Y^2}{n_2}}.$$

**case 1.2' ( $n_1, n_2 \geq 30$ )** For any independent populations X and Y, it holds that

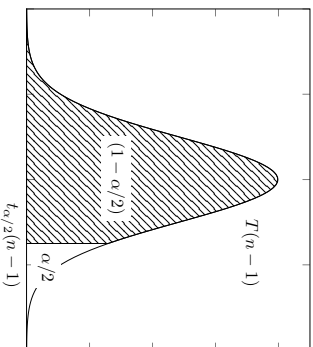
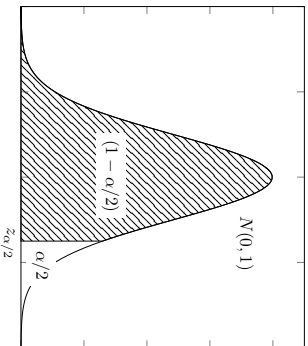
$$\frac{(\bar{X}-\bar{Y})-(\mu_X-\mu_Y)}{\sqrt{\frac{\sigma_X^2}{n_1} + \frac{\sigma_Y^2}{n_2}}} \sim N(0, 1) \text{ and}$$

$$I_{\mu_X-\mu_Y} = (\bar{x}-\bar{y}) \mp z_{\alpha/2} \cdot \sqrt{\frac{\sigma_X^2}{n_1} + \frac{\sigma_Y^2}{n_2}} \text{ or } I_{\mu_X-\mu_Y} = (\bar{x}-\bar{y}) \mp z_{\alpha/2} \cdot \sqrt{\frac{\hat{\sigma}_X^2}{n_1} + \frac{\hat{\sigma}_Y^2}{n_2}}.$$

**case 1.3' (any  $n_1, n_2$ )** If independent populations  $X \sim N(\mu_X, \sigma_X^2)$ ,  $Y \sim N(\mu_Y, \sigma_Y^2)$ , where  $\sigma_X^2, \sigma_Y^2$  are unknown but  $\sigma_X^2 = \sigma_Y^2$ , then

$$\frac{(\bar{X}-\bar{Y})-(\mu_X-\mu_Y)}{S\sqrt{\frac{1}{n_1} + \frac{1}{n_2}}} \sim T(n_1+n_2-2), \text{ where } S^2 = \frac{(n_1-1)S_X^2 + (n_2-1)S_Y^2}{n_1+n_2-2}, \text{ and}$$

$$I_{\mu_X-\mu_Y} = (\bar{x}-\bar{y}) \mp t_{\alpha/2}(n_1+n_2-2) \cdot s\sqrt{\frac{1}{n_1} + \frac{1}{n_2}}.$$



**CI-2: (1 - α) CI of population variance(s)  $\sigma^2$**

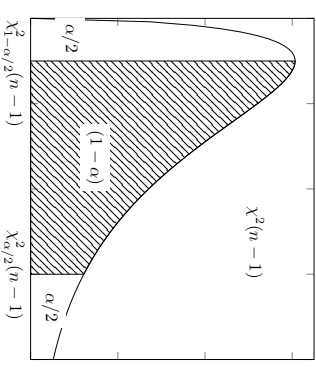
• If a population  $X \sim N(\mu, \sigma^2)$  and  $\sigma^2$  is unknown, then  $\frac{(n-1)S^2}{\sigma^2} \sim \chi^2(n-1)$ , and

$$I_{\sigma^2} = \left( \frac{(n-1)s^2}{\chi_{\alpha/2}^2(n-1)}, \frac{(n-1)s^2}{\chi_{1-\alpha/2}^2(n-1)} \right).$$

• If two independent populations  $X \sim N(\mu_X, \sigma^2)$  and  $Y \sim N(\mu_Y, \sigma^2)$ , and  $\sigma^2$  is unknown, then  $\frac{(n_1+n_2-2)S^2}{\sigma^2} \sim \chi^2(n_1+n_2-2)$ , and

$$I_{\sigma^2} = \left( \frac{(n_1+n_2-2)s^2}{\chi_{\alpha/2}^2(n_1+n_2-2)}, \frac{(n_1+n_2-2)s^2}{\chi_{1-\alpha/2}^2(n_1+n_2-2)} \right),$$

where  $S^2 = \frac{(n_1-1)S_X^2 + (n_2-1)S_Y^2}{n_1+n_2-2}$ .



**CI-3: (1 - α) CI of population proportion(s)**

• If a (large) population has an unknown proportion p, then  $\frac{\hat{p}-p}{\sqrt{p(1-p)/n}} \sim N(0, 1)$  if  $n\hat{p} \geq 10$  and

$n(1-\hat{p}) \geq 10$  with  $\hat{p} = x/n$ , and  $I_p = \hat{p} \mp z_{\alpha/2} \cdot \sqrt{\frac{\hat{p}(1-\hat{p})}{n}}$ .

• If two independent (large) populations have unknown proportions  $p_1$  and  $p_2$ , then

$$\frac{(\hat{p}_1-\hat{p}_2)-(p_1-p_2)}{\sqrt{\frac{\hat{p}_1(1-\hat{p}_1)}{n_1} + \frac{\hat{p}_2(1-\hat{p}_2)}{n_2}}} \sim N(0, 1)$$

if  $n_i\hat{p}_i \geq 10$  and  $n_i(1-\hat{p}_i) \geq 10$  for  $i = 1, 2$ , and  $I_{p_1-p_2} = (\hat{p}_1-\hat{p}_2) \mp z_{\alpha/2} \cdot \sqrt{\frac{\hat{p}_1(1-\hat{p}_1)}{n_1} + \frac{\hat{p}_2(1-\hat{p}_2)}{n_2}}$ .

**7. Hypothesis Test (HT)**

|                    | $H_0$ is true                                 | $H_0$ is false and $\theta = \theta_1$              |
|--------------------|---|---|
| reject $H_0$       | (type I error or significance level) $\alpha$ | (power) $h(\theta_1)$                               |
| don't reject $H_0$ | $1 - \alpha$                                  | (type II error) $\beta(\theta_1) = 1 - h(\theta_1)$ |

reject  $H_0 \Leftrightarrow TS \in C \Leftrightarrow p\text{-value} < \alpha$

**$\chi^2$  tests for populations (non-parametric tests)**

Suppose that for a random sample of a population X, the n elements of it are classified into k disjoint groups  $A_i, 1 \leq i \leq k$ . For each group  $A_i, 1 \leq i \leq k$ , suppose that there are  $N_i, 1 \leq i \leq k$  elements inside. Let  $p_i = P(A_i)$  assuming a given distribution of X. Note that  $p_1 + p_2 + \dots + p_k = 1$  and  $N_1 + N_2 + \dots + N_k = n$ . One wants to test the hypotheses

$$H_0 : P(A_i) = p_i, \quad 1 \leq i \leq k, \quad H_a : P(A_i) \neq p_i \text{ for some } 1 \leq i \leq k.$$

If  $n$  is large in the sense that  $np_i \geq 5$  for all  $1 \leq i \leq k$ , then the test statistic is

$$\sum_{i=1}^k \frac{(N_i - np_i)^2}{np_i} \approx \chi^2(k-1).$$

Therefore the observation of the test statistic is

$$TS = \sum_{i=1}^k \frac{(n_i - np_i)^2}{np_i}, \text{ where } n_i \text{ is the observation of } N_i, 1 \leq i \leq k.$$

For the critical region  $C$ , one can take (note that if  $H_0$  is true, then  $TS$  should be close to zero)

$$C = (\chi_{\alpha}^2(k-1), \infty).$$

The conclusion would be  $TS \in C \iff H_0$  is rejected.

## 8. Linear and logistic regression

**(Multiple) linear regression:**  $Y = \beta_0 + \beta_1 x_1 + \dots + \beta_k x_k + \varepsilon$ ,  $\varepsilon \sim N(0, \sigma^2)$ .

- $Y$  : response variable (which is normal r.v.),  $\{x_1, \dots, x_k\}$  : predictors (which are scalars).
- sample:  $\{(x_{11}, \dots, x_{1k}; y_1), (x_{21}, \dots, x_{2k}; y_2), \dots, (x_{n1}, \dots, x_{nk}; y_n)\}$ .
- how to estimate  $\beta_j \approx \hat{\beta}_j$  : least square method, that is, to minimize  $\sum_{i=1}^n (y_i - \hat{y}_i)^2$ , where the estimated (multiple) linear regression line  $\hat{y}$  is

$$\hat{y} = \hat{\beta}_0 + \hat{\beta}_1 x_1 + \dots + \hat{\beta}_k x_k.$$

- $\frac{\hat{\beta}_j - \beta_j}{se(\hat{\beta}_j)} \sim T(n-k-1)$ , this helps determine whether or not the real  $\beta_j = 0$ ?
- $\sigma^2 \approx \frac{SSE}{n-k-1}$ , this gives an estimation of the size of the error.
- $R^2 = \frac{SSR}{SSY}$ , this gives how well the model is (if  $R^2 \approx 1$ , then the model fits the sample very well).
- How to test  $\beta_1 = \dots = \beta_k = 0$  ? Use the random variable  $\frac{SSR/k}{SSE/(n-k-1)} \sim F(k, n-k-1)$ .

**Logistic regression:** Let  $Y$  can only take 0 or 1 with  $P(Y=1) = p$  and  $P(Y=0) = 1-p$ .

$$E(Y) = p(x_1, \dots, x_k) = \frac{e^{\beta_0 + \beta_1 x_1 + \dots + \beta_k x_k}}{1 + e^{\beta_0 + \beta_1 x_1 + \dots + \beta_k x_k}}.$$

- $Y$  : response variable (which is Bernoulli r.v.  $P(Y=1) = p$  and  $P(Y=0) = 1-p$ , so  $E(Y) = p$ ),  $\{x_1, \dots, x_k\}$  : predictors (which are scalars).
- sample:  $\{(x_{11}, \dots, x_{1k}; y_1), (x_{21}, \dots, x_{2k}; y_2), \dots, (x_{n1}, \dots, x_{nk}; y_n)\}$ .
- how to estimate  $\beta_j \approx \hat{\beta}_j$  : maximal likelihood method (maximize  $\prod_{i=1}^n p(x_{i1}, \dots, x_{ik})^{y_i} (1 - p(x_{i1}, \dots, x_{ik}))^{1-y_i}$ ).
- $\frac{\hat{\beta}_j - \beta_j}{se(\hat{\beta}_j)} \approx N(0, 1)$  for large  $n \geq 30$ , this helps determine whether or not the real  $\beta_j = 0$ ?
- Classification of a new object  $Y(x_1, \dots, x_k)$  as 1 or 0 according

$$Y(x_1, \dots, x_k) = \begin{cases} 1, & \text{if } \hat{p}(x_1, \dots, x_k) \geq 0.5, \\ 0, & \text{if } \hat{p}(x_1, \dots, x_k) < 0.5, \end{cases}$$

where the estimated logit function  $\hat{p}(x_1, \dots, x_k)$  is

$$\hat{p}(x_1, \dots, x_k) = \frac{e^{\hat{\beta}_0 + \hat{\beta}_1 x_1 + \dots + \hat{\beta}_k x_k}}{1 + e^{\hat{\beta}_0 + \hat{\beta}_1 x_1 + \dots + \hat{\beta}_k x_k}}.$$

## 9. Tables

(9.1) Table for  $N(0, 1)$  standard normal random variable  $\Phi(x) = P(N(0, 1) \leq x)$ ,  $x \geq 0$ .  
There is an important relation  $\Phi(-x) = 1 - \Phi(x)$ ,  $x \geq 0$ .

| x   | 0      | 1      | 2      | 3      | 4      | 5      | 6      | 7      | 8      | 9      |
|-----|--------|--------|--------|--------|--------|--------|--------|--------|--------|--------|
| 0.0 | 0.5000 | 0.5040 | 0.5080 | 0.5120 | 0.5160 | 0.5199 | 0.5239 | 0.5279 | 0.5319 | 0.5359 |
| 0.1 | 0.5398 | 0.5438 | 0.5478 | 0.5517 | 0.5557 | 0.5596 | 0.5636 | 0.5675 | 0.5714 | 0.5753 |
| 0.2 | 0.5793 | 0.5832 | 0.5871 | 0.5910 | 0.5948 | 0.5987 | 0.6026 | 0.6064 | 0.6103 | 0.6141 |
| 0.3 | 0.6179 | 0.6217 | 0.6255 | 0.6293 | 0.6331 | 0.6368 | 0.6406 | 0.6443 | 0.6480 | 0.6517 |
| 0.4 | 0.6554 | 0.6591 | 0.6628 | 0.6664 | 0.6700 | 0.6736 | 0.6772 | 0.6808 | 0.6844 | 0.6879 |
| 0.5 | 0.6915 | 0.6950 | 0.6985 | 0.7019 | 0.7054 | 0.7088 | 0.7123 | 0.7157 | 0.7190 | 0.7224 |
| 0.6 | 0.7257 | 0.7291 | 0.7324 | 0.7357 | 0.7389 | 0.7422 | 0.7454 | 0.7486 | 0.7517 | 0.7549 |
| 0.7 | 0.7580 | 0.7611 | 0.7642 | 0.7673 | 0.7704 | 0.7734 | 0.7764 | 0.7794 | 0.7823 | 0.7852 |
| 0.8 | 0.7881 | 0.7910 | 0.7939 | 0.7967 | 0.7995 | 0.8023 | 0.8051 | 0.8078 | 0.8106 | 0.8133 |
| 0.9 | 0.8159 | 0.8186 | 0.8212 | 0.8238 | 0.8264 | 0.8289 | 0.8315 | 0.8340 | 0.8365 | 0.8389 |
| 1.0 | 0.8413 | 0.8438 | 0.8461 | 0.8485 | 0.8508 | 0.8531 | 0.8554 | 0.8577 | 0.8599 | 0.8621 |
| 1.1 | 0.8643 | 0.8665 | 0.8686 | 0.8708 | 0.8729 | 0.8749 | 0.8770 | 0.8790 | 0.8810 | 0.8830 |
| 1.2 | 0.8849 | 0.8869 | 0.8888 | 0.8907 | 0.8925 | 0.8944 | 0.8962 | 0.8980 | 0.8997 | 0.9015 |
| 1.3 | 0.9032 | 0.9049 | 0.9066 | 0.9082 | 0.9099 | 0.9115 | 0.9131 | 0.9147 | 0.9162 | 0.9177 |
| 1.4 | 0.9192 | 0.9207 | 0.9222 | 0.9236 | 0.9251 | 0.9265 | 0.9279 | 0.9292 | 0.9306 | 0.9319 |
| 1.5 | 0.9332 | 0.9345 | 0.9357 | 0.9370 | 0.9382 | 0.9394 | 0.9406 | 0.9418 | 0.9429 | 0.9441 |
| 1.6 | 0.9452 | 0.9463 | 0.9474 | 0.9484 | 0.9495 | 0.9505 | 0.9515 | 0.9525 | 0.9535 | 0.9545 |
| 1.7 | 0.9564 | 0.9564 | 0.9573 | 0.9582 | 0.9591 | 0.9599 | 0.9608 | 0.9616 | 0.9625 | 0.9633 |
| 1.8 | 0.9641 | 0.9649 | 0.9656 | 0.9664 | 0.9671 | 0.9678 | 0.9686 | 0.9693 | 0.9699 | 0.9706 |
| 1.9 | 0.9713 | 0.9719 | 0.9726 | 0.9732 | 0.9738 | 0.9744 | 0.9750 | 0.9756 | 0.9761 | 0.9767 |
| 2.0 | 0.9772 | 0.9778 | 0.9783 | 0.9788 | 0.9793 | 0.9798 | 0.9803 | 0.9808 | 0.9812 | 0.9817 |
| 2.1 | 0.9821 | 0.9826 | 0.9830 | 0.9834 | 0.9838 | 0.9842 | 0.9846 | 0.9850 | 0.9854 | 0.9857 |
| 2.2 | 0.9861 | 0.9864 | 0.9868 | 0.9871 | 0.9875 | 0.9878 | 0.9881 | 0.9884 | 0.9887 | 0.9890 |
| 2.3 | 0.9893 | 0.9896 | 0.9898 | 0.9901 | 0.9904 | 0.9906 | 0.9909 | 0.9911 | 0.9913 | 0.9916 |
| 2.4 | 0.9918 | 0.9920 | 0.9922 | 0.9925 | 0.9927 | 0.9929 | 0.9931 | 0.9932 | 0.9934 | 0.9936 |
| 2.5 | 0.9938 | 0.9940 | 0.9941 | 0.9943 | 0.9945 | 0.9946 | 0.9948 | 0.9949 | 0.9951 | 0.9952 |
| 2.6 | 0.9953 | 0.9955 | 0.9956 | 0.9957 | 0.9959 | 0.9960 | 0.9961 | 0.9962 | 0.9963 | 0.9964 |
| 2.7 | 0.9965 | 0.9966 | 0.9967 | 0.9968 | 0.9969 | 0.9970 | 0.9971 | 0.9972 | 0.9973 | 0.9974 |
| 2.8 | 0.9974 | 0.9975 | 0.9976 | 0.9977 | 0.9977 | 0.9978 | 0.9979 | 0.9979 | 0.9980 | 0.9981 |
| 2.9 | 0.9981 | 0.9982 | 0.9982 | 0.9983 | 0.9984 | 0.9984 | 0.9985 | 0.9985 | 0.9986 | 0.9986 |
| 3.0 | 0.9987 | 0.9987 | 0.9987 | 0.9988 | 0.9988 | 0.9989 | 0.9989 | 0.9989 | 0.9990 | 0.9990 |
| 3.1 | 0.9990 | 0.9991 | 0.9991 | 0.9991 | 0.9992 | 0.9992 | 0.9992 | 0.9993 | 0.9993 | 0.9993 |
| 3.2 | 0.9993 | 0.9993 | 0.9994 | 0.9994 | 0.9994 | 0.9994 | 0.9994 | 0.9995 | 0.9995 | 0.9995 |
| 3.3 | 0.9995 | 0.9995 | 0.9995 | 0.9996 | 0.9996 | 0.9996 | 0.9996 | 0.9996 | 0.9997 | 0.9997 |
| 3.4 | 0.9997 | 0.9997 | 0.9997 | 0.9997 | 0.9997 | 0.9997 | 0.9997 | 0.9998 | 0.9998 | 0.9998 |
| 3.5 | 0.9998 | 0.9998 | 0.9998 | 0.9998 | 0.9998 | 0.9998 | 0.9998 | 0.9998 | 0.9998 | 0.9998 |
| 3.6 | 0.9998 | 0.9998 | 0.9998 | 0.9999 | 0.9999 | 0.9999 | 0.9999 | 0.9999 | 0.9999 | 0.9999 |
| 3.7 | 0.9999 | 0.9999 | 0.9999 | 0.9999 | 0.9999 | 0.9999 | 0.9999 | 0.9999 | 0.9999 | 0.9999 |
| 3.8 | 0.9999 | 0.9999 | 0.9999 | 0.9999 | 0.9999 | 0.9999 | 0.9999 | 0.9999 | 0.9999 | 0.9999 |
| 3.9 | 1.0000 | 1.0000 | 1.0000 | 1.0000 | 1.0000 | 1.0000 | 1.0000 | 1.0000 | 1.0000 | 1.0000 |
| 4.0 | 1.0000 | 1.0000 | 1.0000 | 1.0000 | 1.0000 | 1.0000 | 1.0000 | 1.0000 | 1.0000 | 1.0000 |

(9.2) Table for  $T(f)$  random variable  $F(x) = P(T(f) \leq x)$ ,  
where  $f$  is a parameter called 'degrees of freedom'.

| f        | 0.75 | 0.90 | 0.95 | 0.975 | 0.99  | 0.995 | 0.9975 | 0.9995 |
|----------|------|------|------|-------|-------|-------|--------|--------|
| 1        | 1.00 | 3.08 | 6.31 | 12.71 | 31.82 | 63.66 | 127.32 | 636.62 |
| 2        | 0.82 | 1.89 | 2.92 | 4.30  | 6.96  | 9.92  | 14.09  | 31.60  |
| 3        | 0.76 | 1.64 | 2.35 | 3.18  | 4.54  | 5.84  | 7.45   | 12.92  |
| 4        | 0.74 | 1.53 | 2.13 | 2.78  | 3.75  | 4.60  | 5.60   | 8.61   |
| 5        | 0.73 | 1.48 | 2.02 | 2.57  | 3.36  | 4.03  | 4.77   | 6.87   |
| 6        | 0.72 | 1.44 | 1.94 | 2.45  | 3.14  | 3.71  | 4.32   | 5.96   |
| 7        | 0.71 | 1.41 | 1.89 | 2.36  | 3.00  | 3.50  | 4.03   | 5.41   |
| 8        | 0.71 | 1.40 | 1.86 | 2.31  | 2.90  | 3.36  | 3.83   | 5.04   |
| 9        | 0.70 | 1.38 | 1.83 | 2.26  | 2.82  | 3.25  | 3.69   | 4.78   |
| 10       | 0.70 | 1.37 | 1.81 | 2.23  | 2.76  | 3.17  | 3.58   | 4.59   |
| 11       | 0.70 | 1.36 | 1.80 | 2.20  | 2.72  | 3.11  | 3.50   | 4.44   |
| 12       | 0.70 | 1.36 | 1.78 | 2.18  | 2.68  | 3.05  | 3.43   | 4.32   |
| 13       | 0.69 | 1.35 | 1.77 | 2.16  | 2.65  | 3.01  | 3.37   | 4.22   |
| 14       | 0.69 | 1.35 | 1.76 | 2.14  | 2.62  | 2.98  | 3.33   | 4.14   |
| 15       | 0.69 | 1.34 | 1.75 | 2.13  | 2.60  | 2.95  | 3.29   | 4.07   |
| 16       | 0.69 | 1.34 | 1.75 | 2.12  | 2.58  | 2.92  | 3.25   | 4.01   |
| 17       | 0.69 | 1.33 | 1.74 | 2.11  | 2.57  | 2.90  | 3.22   | 3.97   |
| 18       | 0.69 | 1.33 | 1.73 | 2.10  | 2.55  | 2.88  | 3.20   | 3.92   |
| 19       | 0.69 | 1.33 | 1.73 | 2.09  | 2.54  | 2.86  | 3.17   | 3.88   |
| 20       | 0.69 | 1.33 | 1.72 | 2.09  | 2.53  | 2.85  | 3.15   | 3.85   |
| 21       | 0.69 | 1.32 | 1.72 | 2.08  | 2.52  | 2.83  | 3.14   | 3.82   |
| 22       | 0.69 | 1.32 | 1.72 | 2.07  | 2.51  | 2.82  | 3.12   | 3.79   |
| 23       | 0.69 | 1.32 | 1.71 | 2.07  | 2.50  | 2.81  | 3.10   | 3.77   |
| 24       | 0.68 | 1.32 | 1.71 | 2.06  | 2.49  | 2.80  | 3.09   | 3.75   |
| 25       | 0.68 | 1.32 | 1.71 | 2.06  | 2.49  | 2.79  | 3.08   | 3.73   |
| 26       | 0.68 | 1.31 | 1.71 | 2.06  | 2.48  | 2.78  | 3.07   | 3.71   |
| 27       | 0.68 | 1.31 | 1.70 | 2.05  | 2.47  | 2.77  | 3.06   | 3.69   |
| 28       | 0.68 | 1.31 | 1.70 | 2.05  | 2.47  | 2.76  | 3.05   | 3.67   |
| 29       | 0.68 | 1.31 | 1.70 | 2.05  | 2.46  | 2.76  | 3.04   | 3.66   |
| 30       | 0.68 | 1.31 | 1.70 | 2.04  | 2.46  | 2.75  | 3.03   | 3.65   |
| 40       | 0.68 | 1.30 | 1.68 | 2.02  | 2.42  | 2.70  | 2.97   | 3.55   |
| 50       | 0.68 | 1.30 | 1.68 | 2.01  | 2.40  | 2.68  | 2.94   | 3.50   |
| 60       | 0.68 | 1.30 | 1.67 | 2.00  | 2.39  | 2.66  | 2.91   | 3.46   |
| 100      | 0.68 | 1.29 | 1.66 | 1.98  | 2.36  | 2.63  | 2.87   | 3.39   |
| $\infty$ | 0.67 | 1.28 | 1.65 | 1.96  | 2.33  | 2.58  | 2.81   | 3.29   |

(9.3) Table for  $\chi^2(f)$  random variable  $F(x) = P(\chi^2(f) \leq x)$ , where  $f$  is a parameter.

| $f$ | 0.0005 | 0.001 | 0.005 | 0.01  | 0.025 | 0.05  | 0.10  | 0.20  | 0.30  | 0.40  | 0.50  |
|-----|--------|-------|-------|-------|-------|-------|-------|-------|-------|-------|-------|
| 1   | 0.00   | 0.00  | 0.00  | 0.00  | 0.00  | 0.00  | 0.02  | 0.06  | 0.15  | 0.27  | 0.45  |
| 2   | 0.00   | 0.00  | 0.01  | 0.02  | 0.05  | 0.10  | 0.21  | 0.45  | 0.71  | 1.02  | 1.39  |
| 3   | 0.02   | 0.02  | 0.07  | 0.11  | 0.22  | 0.35  | 0.58  | 1.01  | 1.42  | 1.87  | 2.37  |
| 4   | 0.06   | 0.09  | 0.21  | 0.30  | 0.48  | 0.71  | 1.06  | 1.65  | 2.19  | 2.75  | 3.36  |
| 5   | 0.16   | 0.21  | 0.41  | 0.55  | 0.83  | 1.15  | 1.61  | 2.34  | 3.00  | 3.66  | 4.35  |
| 6   | 0.30   | 0.38  | 0.68  | 0.87  | 1.24  | 1.64  | 2.20  | 3.07  | 3.83  | 4.57  | 5.35  |
| 7   | 0.48   | 0.60  | 0.99  | 1.24  | 1.69  | 2.17  | 2.73  | 3.82  | 4.67  | 5.49  | 6.35  |
| 8   | 0.71   | 0.86  | 1.34  | 1.65  | 2.18  | 2.73  | 3.49  | 4.59  | 5.53  | 6.42  | 7.34  |
| 9   | 0.97   | 1.15  | 1.73  | 2.09  | 2.70  | 3.33  | 4.17  | 5.38  | 6.39  | 7.36  | 8.34  |
| 10  | 1.26   | 1.48  | 2.16  | 2.56  | 3.25  | 3.94  | 4.87  | 6.18  | 7.27  | 8.30  | 9.34  |
| 11  | 1.59   | 1.83  | 2.60  | 3.05  | 3.82  | 4.57  | 5.58  | 6.99  | 8.15  | 9.24  | 10.34 |
| 12  | 1.93   | 2.21  | 3.07  | 3.57  | 4.40  | 5.23  | 6.30  | 7.81  | 9.03  | 10.18 | 11.34 |
| 13  | 2.31   | 2.62  | 3.57  | 4.11  | 5.01  | 5.89  | 7.04  | 8.63  | 9.93  | 11.13 | 12.34 |
| 14  | 2.70   | 3.04  | 4.07  | 4.66  | 5.63  | 6.57  | 7.79  | 9.47  | 10.82 | 12.08 | 13.34 |
| 15  | 3.11   | 3.48  | 4.60  | 5.23  | 6.26  | 7.26  | 8.55  | 10.31 | 11.72 | 13.03 | 14.34 |
| 16  | 3.54   | 3.94  | 5.14  | 5.81  | 6.91  | 7.96  | 9.31  | 11.15 | 12.62 | 13.98 | 15.34 |
| 17  | 3.98   | 4.42  | 5.70  | 6.41  | 7.56  | 8.67  | 10.09 | 12.00 | 13.53 | 14.94 | 16.34 |
| 18  | 4.44   | 4.90  | 6.26  | 7.01  | 8.23  | 9.39  | 10.86 | 12.86 | 14.44 | 15.89 | 17.34 |
| 19  | 4.91   | 5.41  | 6.84  | 7.63  | 8.91  | 10.12 | 11.65 | 13.72 | 15.35 | 16.85 | 18.34 |
| 20  | 5.40   | 5.92  | 7.43  | 8.26  | 9.59  | 10.85 | 12.44 | 14.58 | 16.27 | 17.81 | 19.34 |
| 21  | 5.90   | 6.45  | 8.03  | 8.90  | 10.28 | 11.59 | 13.24 | 15.44 | 17.18 | 18.77 | 20.34 |
| 22  | 6.40   | 6.98  | 8.64  | 9.54  | 10.98 | 12.34 | 14.04 | 16.31 | 18.10 | 19.73 | 21.34 |
| 23  | 6.92   | 7.53  | 9.26  | 10.20 | 11.69 | 13.09 | 14.85 | 17.19 | 19.02 | 20.69 | 22.34 |
| 24  | 7.45   | 8.08  | 9.89  | 10.86 | 12.40 | 13.85 | 15.66 | 18.06 | 19.94 | 21.65 | 23.34 |
| 25  | 7.99   | 8.65  | 10.52 | 11.52 | 13.12 | 14.61 | 16.47 | 18.94 | 20.87 | 22.62 | 24.34 |
| 26  | 8.54   | 9.22  | 11.16 | 12.20 | 13.84 | 15.38 | 17.29 | 19.82 | 21.79 | 23.58 | 25.34 |
| 27  | 9.09   | 9.80  | 11.81 | 12.88 | 14.57 | 16.15 | 18.11 | 20.70 | 22.72 | 24.54 | 26.34 |
| 28  | 9.66   | 10.39 | 12.46 | 13.56 | 15.31 | 16.93 | 18.94 | 21.59 | 23.65 | 25.51 | 27.34 |
| 29  | 10.23  | 10.99 | 13.12 | 14.26 | 16.05 | 17.71 | 19.77 | 22.48 | 24.58 | 26.48 | 28.34 |
| 30  | 10.80  | 11.59 | 13.79 | 14.95 | 16.79 | 18.49 | 20.60 | 23.36 | 25.51 | 27.44 | 29.34 |
| 40  | 16.91  | 17.92 | 20.71 | 22.16 | 24.43 | 26.51 | 29.05 | 32.34 | 34.87 | 37.13 | 39.34 |
| 50  | 23.46  | 24.67 | 27.99 | 29.71 | 32.36 | 34.76 | 37.69 | 41.45 | 46.86 | 51.62 | 56.66 |
| 60  | 30.34  | 31.74 | 35.53 | 37.48 | 40.48 | 43.19 | 46.46 | 50.64 | 53.81 | 56.62 | 59.33 |
| 100 | 59.90  | 61.92 | 67.33 | 70.06 | 74.22 | 77.93 | 82.36 | 87.95 | 92.13 | 95.81 | 99.33 |

Table for  $\chi^2(f)$  random variable  $F(x) = P(\chi^2(f) \leq x)$ , where  $f$  is a parameter.

| $f$ | 0.60   | 0.70   | 0.80   | 0.90   | 0.95   | 0.975  | 0.99   | 0.995  | 0.999  | 0.9995 |
|-----|--------|--------|--------|--------|--------|--------|--------|--------|--------|--------|
| 1   | 0.71   | 1.07   | 1.64   | 2.71   | 3.84   | 5.02   | 6.63   | 7.88   | 10.83  | 12.12  |
| 2   | 1.83   | 2.41   | 3.22   | 4.61   | 5.99   | 7.38   | 9.21   | 10.60  | 13.82  | 15.20  |
| 3   | 2.95   | 3.66   | 4.64   | 6.25   | 7.81   | 9.35   | 11.34  | 12.84  | 16.27  | 17.73  |
| 4   | 4.04   | 4.88   | 5.99   | 7.78   | 9.49   | 11.14  | 13.28  | 14.86  | 18.47  | 20.00  |
| 5   | 5.13   | 6.06   | 7.29   | 9.24   | 11.07  | 12.83  | 15.09  | 16.75  | 20.52  | 22.11  |
| 6   | 6.21   | 7.23   | 8.56   | 10.64  | 12.59  | 14.45  | 16.81  | 18.55  | 22.46  | 24.10  |
| 7   | 7.28   | 8.38   | 9.80   | 12.02  | 14.07  | 16.01  | 18.48  | 20.28  | 24.32  | 26.02  |
| 8   | 8.35   | 9.52   | 11.03  | 13.36  | 15.51  | 17.53  | 20.09  | 21.95  | 26.12  | 27.87  |
| 9   | 9.41   | 10.66  | 12.24  | 14.68  | 16.92  | 19.02  | 21.67  | 23.59  | 27.88  | 29.67  |
| 10  | 10.47  | 11.78  | 13.44  | 15.99  | 18.31  | 20.48  | 23.21  | 25.19  | 29.59  | 31.42  |
| 11  | 11.53  | 12.90  | 14.63  | 17.28  | 19.68  | 21.92  | 24.72  | 26.76  | 31.26  | 33.14  |
| 12  | 12.58  | 14.01  | 15.81  | 18.55  | 21.03  | 23.34  | 26.22  | 28.30  | 32.91  | 34.82  |
| 13  | 13.64  | 15.12  | 16.98  | 19.81  | 22.36  | 24.74  | 27.69  | 29.82  | 34.53  | 36.48  |
| 14  | 14.69  | 16.22  | 18.15  | 21.06  | 23.68  | 26.12  | 29.14  | 31.32  | 36.12  | 38.11  |
| 15  | 15.73  | 17.32  | 19.31  | 22.31  | 25.00  | 27.49  | 30.58  | 32.80  | 37.70  | 39.72  |
| 16  | 16.78  | 18.42  | 20.47  | 23.54  | 26.30  | 28.85  | 32.00  | 34.27  | 39.25  | 41.31  |
| 17  | 17.82  | 19.51  | 21.61  | 24.77  | 27.59  | 30.19  | 33.41  | 35.72  | 40.79  | 42.88  |
| 18  | 18.87  | 20.60  | 22.76  | 25.99  | 28.87  | 31.53  | 34.81  | 37.16  | 42.31  | 44.43  |
| 19  | 19.91  | 21.69  | 23.90  | 27.20  | 30.14  | 32.85  | 36.19  | 38.58  | 43.82  | 45.97  |
| 20  | 20.95  | 22.77  | 25.04  | 28.41  | 31.41  | 34.17  | 37.57  | 40.00  | 45.31  | 47.50  |
| 21  | 21.99  | 23.86  | 26.17  | 29.62  | 32.67  | 35.48  | 38.93  | 41.40  | 46.80  | 49.01  |
| 22  | 23.03  | 24.94  | 27.30  | 30.81  | 33.92  | 36.78  | 40.29  | 42.80  | 48.27  | 50.51  |
| 23  | 24.07  | 26.02  | 28.43  | 32.01  | 35.17  | 38.08  | 41.64  | 44.18  | 49.73  | 52.00  |
| 24  | 25.11  | 27.10  | 29.55  | 33.20  | 36.42  | 39.36  | 42.98  | 45.56  | 51.18  | 53.48  |
| 25  | 26.14  | 28.17  | 30.68  | 34.38  | 37.65  | 40.65  | 44.31  | 46.93  | 52.62  | 54.95  |
| 26  | 27.18  | 29.25  | 31.79  | 35.56  | 38.89  | 41.92  | 45.64  | 48.29  | 54.05  | 56.41  |
| 27  | 28.21  | 30.32  | 32.91  | 36.74  | 40.11  | 43.19  | 46.96  | 49.64  | 55.48  | 57.86  |
| 28  | 29.25  | 31.39  | 34.03  | 37.92  | 41.34  | 44.46  | 48.28  | 50.99  | 56.89  | 59.30  |
| 29  | 30.28  | 32.46  | 35.14  | 39.09  | 42.56  | 45.72  | 49.59  | 52.34  | 58.30  | 60.73  |
| 30  | 31.32  | 33.53  | 36.25  | 40.26  | 43.77  | 46.98  | 50.89  | 53.67  | 59.70  | 62.16  |
| 40  | 41.62  | 44.16  | 47.27  | 51.81  | 55.76  | 59.34  | 63.69  | 66.77  | 73.40  | 76.09  |
| 50  | 51.89  | 54.72  | 58.16  | 63.17  | 67.50  | 71.42  | 76.15  | 79.49  | 86.66  | 89.56  |
| 60  | 62.13  | 65.23  | 68.97  | 74.40  | 79.08  | 83.30  | 88.38  | 91.95  | 99.61  | 102.69 |
| 100 | 102.95 | 106.91 | 111.67 | 118.50 | 124.34 | 129.56 | 135.81 | 140.17 | 149.45 | 153.17 |



(9.4) Table for Binomial random variable  $P(Bin(n, p) \leq k)$  if  $p \leq 0.5$ .  
 If  $p > 0.5$ , then  $P(Bin(n, p) \leq k) = P(Bin(n, 1 - p) \geq n - k)$ .

| $n$ | $k$ | 0.05   | 0.10   | 0.15   | 0.20   | 0.25   | 0.30   | 0.35   | 0.40   | 0.45   | 0.50   |
|-----|-----|--------|--------|--------|--------|--------|--------|--------|--------|--------|--------|
| 2   | 0   | 0.9025 | 0.8100 | 0.7225 | 0.6400 | 0.5625 | 0.4900 | 0.4225 | 0.3600 | 0.3025 | 0.2500 |
|     | 1   | 0.9975 | 0.9900 | 0.9775 | 0.9600 | 0.9375 | 0.9100 | 0.8775 | 0.8400 | 0.7975 | 0.7500 |
| 3   | 0   | 0.8574 | 0.7290 | 0.6141 | 0.5120 | 0.4219 | 0.3430 | 0.2746 | 0.2160 | 0.1664 | 0.1250 |
|     | 1   | 0.9928 | 0.9720 | 0.9392 | 0.8960 | 0.8438 | 0.7840 | 0.7183 | 0.6480 | 0.5747 | 0.5000 |
| 4   | 0   | 0.8145 | 0.6561 | 0.5220 | 0.4096 | 0.3164 | 0.2401 | 0.1785 | 0.1256 | 0.0915 | 0.0625 |
|     | 1   | 0.9860 | 0.9477 | 0.8905 | 0.8192 | 0.7383 | 0.6517 | 0.5630 | 0.4735 | 0.3910 | 0.3125 |
| 5   | 0   | 0.7738 | 0.5905 | 0.4437 | 0.3277 | 0.2373 | 0.1681 | 0.1160 | 0.0778 | 0.0503 | 0.0313 |
|     | 1   | 0.9774 | 0.9185 | 0.8352 | 0.7373 | 0.6328 | 0.5282 | 0.4284 | 0.3370 | 0.2562 | 0.1875 |
| 6   | 0   | 0.6972 | 0.8857 | 0.7765 | 0.6554 | 0.5339 | 0.4202 | 0.3191 | 0.2333 | 0.1636 | 0.1094 |
|     | 1   | 0.9978 | 0.9914 | 0.9734 | 0.9421 | 0.8965 | 0.8369 | 0.7648 | 0.6826 | 0.5931 | 0.5000 |
| 7   | 0   | 0.6383 | 0.4783 | 0.3206 | 0.2097 | 0.1335 | 0.0824 | 0.0490 | 0.0280 | 0.0152 | 0.0078 |
|     | 1   | 0.9566 | 0.8503 | 0.7166 | 0.5767 | 0.4449 | 0.3294 | 0.2338 | 0.1586 | 0.1024 | 0.0625 |
| 8   | 0   | 0.5634 | 0.4305 | 0.2725 | 0.1678 | 0.1001 | 0.0576 | 0.0319 | 0.0168 | 0.0084 | 0.0039 |
|     | 1   | 0.9428 | 0.8131 | 0.6572 | 0.5033 | 0.3671 | 0.2553 | 0.1691 | 0.1064 | 0.0632 | 0.0352 |
| 9   | 0   | 0.4928 | 0.7748 | 0.5995 | 0.4362 | 0.3003 | 0.1960 | 0.1211 | 0.0705 | 0.0385 | 0.0195 |
|     | 1   | 0.9916 | 0.9470 | 0.8591 | 0.7382 | 0.6007 | 0.4628 | 0.3373 | 0.2318 | 0.1495 | 0.0898 |

Table for Binomial random variable  $P(Bin(n, p) \leq k)$  if  $p \leq 0.5$ .  
 If  $p > 0.5$ , then  $P(Bin(n, p) \leq k) = P(Bin(n, 1 - p) \geq n - k)$ .

| $n$ | $k$ | 0.05   | 0.10   | 0.15   | 0.20   | 0.25   | 0.30   | 0.35   | 0.40   | 0.45   | 0.50   |
|-----|-----|--------|--------|--------|--------|--------|--------|--------|--------|--------|--------|
| 10  | 0   | 0.5987 | 0.3487 | 0.1969 | 0.1074 | 0.0563 | 0.0282 | 0.0135 | 0.0060 | 0.0025 | 0.0010 |
|     | 1   | 0.9139 | 0.7361 | 0.5443 | 0.3758 | 0.2440 | 0.1493 | 0.0860 | 0.0464 | 0.0233 | 0.0107 |
| 11  | 0   | 0.5688 | 0.3138 | 0.1673 | 0.0859 | 0.0422 | 0.0198 | 0.0088 | 0.0036 | 0.0014 | 0.0005 |
|     | 1   | 0.8981 | 0.6974 | 0.4922 | 0.3221 | 0.1971 | 0.1130 | 0.0606 | 0.0302 | 0.0139 | 0.0059 |
| 12  | 0   | 0.5404 | 0.2824 | 0.1422 | 0.0687 | 0.0317 | 0.0138 | 0.0057 | 0.0022 | 0.0008 | 0.0002 |
|     | 1   | 0.8816 | 0.6590 | 0.4435 | 0.2749 | 0.1584 | 0.0850 | 0.0424 | 0.0196 | 0.0083 | 0.0032 |

Table for Binomial random variable  $P(Bin(n, p) \leq k)$  if  $p \leq 0.5$ .  
 If  $p > 0.5$ , then  $P(Bin(n, p) \leq k) = P(Bin(n, 1 - p) \geq n - k)$ .

| $n$ | $k$ | 0.05   | 0.10   | 0.15   | 0.20   | 0.25   | 0.30   | 0.35   | 0.40   | 0.45   | 0.50   |
|-----|-----|--------|--------|--------|--------|--------|--------|--------|--------|--------|--------|
| 14  | 0   | 0.4877 | 0.2288 | 0.1028 | 0.0440 | 0.0178 | 0.0068 | 0.0024 | 0.0008 | 0.0002 | 0.0001 |
|     | 1   | 0.8470 | 0.5846 | 0.3567 | 0.2075 | 0.1010 | 0.0475 | 0.0205 | 0.0081 | 0.0029 | 0.0009 |
|     | 2   | 0.9699 | 0.8416 | 0.6479 | 0.4481 | 0.2811 | 0.1608 | 0.0839 | 0.0398 | 0.0170 | 0.0065 |
|     | 3   | 0.9958 | 0.9559 | 0.8535 | 0.6982 | 0.5213 | 0.3552 | 0.2205 | 0.1243 | 0.0632 | 0.0287 |
|     | 4   | 0.9996 | 0.9908 | 0.9533 | 0.8702 | 0.7415 | 0.5842 | 0.4227 | 0.2793 | 0.1672 | 0.0898 |
|     | 5   | 1.0000 | 0.9985 | 0.9885 | 0.9561 | 0.8883 | 0.7805 | 0.6405 | 0.4859 | 0.3373 | 0.2120 |
|     | 6   | 1.0000 | 0.9998 | 0.9978 | 0.9884 | 0.9617 | 0.9067 | 0.8164 | 0.6925 | 0.5461 | 0.3953 |
|     | 7   | 1.0000 | 1.0000 | 0.9997 | 0.9976 | 0.9897 | 0.9685 | 0.9247 | 0.8499 | 0.7414 | 0.6047 |
|     | 8   | 1.0000 | 1.0000 | 1.0000 | 0.9996 | 0.9978 | 0.9978 | 0.9917 | 0.9417 | 0.8811 | 0.7880 |
|     | 9   | 1.0000 | 1.0000 | 1.0000 | 1.0000 | 0.9999 | 0.9997 | 0.9983 | 0.9940 | 0.9825 | 0.9102 |
|     | 10  | 1.0000 | 1.0000 | 1.0000 | 1.0000 | 1.0000 | 0.9998 | 0.9998 | 0.9989 | 0.9961 | 0.9886 |
|     | 11  | 1.0000 | 1.0000 | 1.0000 | 1.0000 | 1.0000 | 1.0000 | 0.9999 | 0.9994 | 0.9978 | 0.9935 |
|     | 12  | 1.0000 | 1.0000 | 1.0000 | 1.0000 | 1.0000 | 1.0000 | 1.0000 | 0.9999 | 0.9997 | 0.9991 |
|     | 13  | 1.0000 | 1.0000 | 1.0000 | 1.0000 | 1.0000 | 1.0000 | 1.0000 | 1.0000 | 0.9999 | 0.9999 |
| 15  | 0   | 0.4633 | 0.2059 | 0.0874 | 0.0352 | 0.0134 | 0.0047 | 0.0016 | 0.0005 | 0.0001 | 0.0000 |
|     | 1   | 0.8290 | 0.5490 | 0.3186 | 0.1671 | 0.0802 | 0.0353 | 0.0142 | 0.0052 | 0.0017 | 0.0005 |
|     | 2   | 0.9638 | 0.8159 | 0.6042 | 0.3980 | 0.2361 | 0.1268 | 0.0617 | 0.0271 | 0.0107 | 0.0037 |
|     | 3   | 0.9945 | 0.9444 | 0.8227 | 0.6482 | 0.4613 | 0.2969 | 0.1727 | 0.0905 | 0.0424 | 0.0176 |
|     | 4   | 0.9994 | 0.9873 | 0.9383 | 0.8338 | 0.6865 | 0.5155 | 0.3519 | 0.2173 | 0.1204 | 0.0592 |
|     | 5   | 0.9999 | 0.9978 | 0.9832 | 0.9389 | 0.8516 | 0.7216 | 0.5816 | 0.4303 | 0.2608 | 0.1509 |
|     | 6   | 1.0000 | 0.9997 | 0.9964 | 0.9819 | 0.9434 | 0.8689 | 0.7548 | 0.6098 | 0.4522 | 0.3036 |
|     | 7   | 1.0000 | 1.0000 | 0.9994 | 0.9958 | 0.9827 | 0.9500 | 0.8868 | 0.7869 | 0.6535 | 0.5000 |
|     | 8   | 1.0000 | 1.0000 | 0.9999 | 0.9992 | 0.9958 | 0.9848 | 0.9578 | 0.9050 | 0.8182 | 0.6964 |
|     | 9   | 1.0000 | 1.0000 | 1.0000 | 0.9999 | 0.9999 | 0.9992 | 0.9923 | 0.9662 | 0.9231 | 0.8491 |
|     | 10  | 1.0000 | 1.0000 | 1.0000 | 1.0000 | 0.9999 | 0.9993 | 0.9972 | 0.9907 | 0.9745 | 0.9408 |
|     | 11  | 1.0000 | 1.0000 | 1.0000 | 1.0000 | 1.0000 | 0.9999 | 0.9993 | 0.9981 | 0.9937 | 0.9824 |
|     | 12  | 1.0000 | 1.0000 | 1.0000 | 1.0000 | 1.0000 | 1.0000 | 0.9999 | 0.9997 | 0.9989 | 0.9963 |
|     | 13  | 1.0000 | 1.0000 | 1.0000 | 1.0000 | 1.0000 | 1.0000 | 1.0000 | 0.9999 | 0.9999 | 0.9995 |
|     | 14  | 1.0000 | 1.0000 | 1.0000 | 1.0000 | 1.0000 | 1.0000 | 1.0000 | 1.0000 | 1.0000 | 1.0000 |
|     | 16  | 0      | 0.4401 | 0.1853 | 0.0743 | 0.0281 | 0.0100 | 0.0033 | 0.0010 | 0.0003 | 0.0001 |
| 1   |     | 0.8108 | 0.5147 | 0.2839 | 0.1407 | 0.0635 | 0.0261 | 0.0098 | 0.0033 | 0.0010 | 0.0003 |
| 2   |     | 0.9571 | 0.7892 | 0.5614 | 0.3518 | 0.1971 | 0.0994 | 0.0451 | 0.0183 | 0.0066 | 0.0021 |
| 3   |     | 0.9930 | 0.9316 | 0.7899 | 0.5981 | 0.4050 | 0.2459 | 0.1339 | 0.0651 | 0.0281 | 0.0106 |
| 4   |     | 0.9991 | 0.9830 | 0.9209 | 0.7982 | 0.6302 | 0.4499 | 0.2892 | 0.1666 | 0.0853 | 0.0384 |
| 5   |     | 0.9999 | 0.9967 | 0.9765 | 0.9183 | 0.8103 | 0.6598 | 0.4900 | 0.3288 | 0.1976 | 0.1051 |
| 6   |     | 1.0000 | 0.9995 | 0.9944 | 0.9733 | 0.9204 | 0.8247 | 0.6881 | 0.5272 | 0.3660 | 0.2272 |
| 7   |     | 1.0000 | 0.9999 | 0.9989 | 0.9930 | 0.9729 | 0.9236 | 0.8406 | 0.7161 | 0.5629 | 0.4018 |
| 8   |     | 1.0000 | 1.0000 | 0.9998 | 0.9985 | 0.9925 | 0.9743 | 0.9329 | 0.8577 | 0.7441 | 0.5982 |
| 9   |     | 1.0000 | 1.0000 | 1.0000 | 0.9998 | 0.9988 | 0.9929 | 0.9711 | 0.9417 | 0.8759 | 0.7728 |
| 10  |     | 1.0000 | 1.0000 | 1.0000 | 1.0000 | 0.9997 | 0.9984 | 0.9984 | 0.9987 | 0.9851 | 0.9616 |
| 11  |     | 1.0000 | 1.0000 | 1.0000 | 1.0000 | 1.0000 | 0.9997 | 0.9997 | 0.9991 | 0.9951 | 0.9849 |
| 12  |     | 1.0000 | 1.0000 | 1.0000 | 1.0000 | 1.0000 | 0.9998 | 0.9998 | 0.9991 | 0.9965 | 0.9894 |
| 13  |     | 1.0000 | 1.0000 | 1.0000 | 1.0000 | 1.0000 | 1.0000 | 0.9999 | 0.9994 | 0.9994 | 0.9979 |
| 14  |     | 1.0000 | 1.0000 | 1.0000 | 1.0000 | 1.0000 | 1.0000 | 1.0000 | 0.9999 | 0.9999 | 0.9997 |
| 15  |     | 1.0000 | 1.0000 | 1.0000 | 1.0000 | 1.0000 | 1.0000 | 1.0000 | 1.0000 | 1.0000 | 1.0000 |

Table for Binomial random variable  $P(Bin(n, p) \leq k)$  if  $p \leq 0.5$ .  
 If  $p > 0.5$ , then  $P(Bin(n, p) \leq k) = P(Bin(n, 1 - p) \geq n - k)$ .

| $n$ | $k$ | 0.05   | 0.10   | 0.15   | 0.20   | 0.25   | 0.30   | 0.35   | 0.40   | 0.45   | 0.50   |
|-----|-----|--------|--------|--------|--------|--------|--------|--------|--------|--------|--------|
| 17  | 0   | 0.4181 | 0.1668 | 0.0631 | 0.0225 | 0.0075 | 0.0023 | 0.0007 | 0.0002 | 0.0000 | 0.0000 |
|     | 1   | 0.7922 | 0.4818 | 0.2525 | 0.1182 | 0.0501 | 0.0193 | 0.0067 | 0.0021 | 0.0006 | 0.0001 |
|     | 2   | 0.9497 | 0.7618 | 0.5198 | 0.3096 | 0.1637 | 0.0774 | 0.0327 | 0.0123 | 0.0041 | 0.0012 |
|     | 3   | 0.9912 | 0.9174 | 0.7556 | 0.5489 | 0.3530 | 0.2019 | 0.1028 | 0.0464 | 0.0184 | 0.0064 |
|     | 4   | 0.9988 | 0.9779 | 0.9013 | 0.7582 | 0.5739 | 0.3887 | 0.2348 | 0.1260 | 0.0596 | 0.0245 |
|     | 5   | 0.9999 | 0.9953 | 0.9681 | 0.8943 | 0.7653 | 0.5668 | 0.4197 | 0.2639 | 0.1471 | 0.0717 |
|     | 6   | 1.0000 | 0.9992 | 0.9921 | 0.9623 | 0.8929 | 0.7752 | 0.6188 | 0.4478 | 0.2902 | 0.1672 |
|     | 7   | 1.0000 | 0.9999 | 0.9983 | 0.9891 | 0.9598 | 0.8954 | 0.8054 | 0.7872 | 0.6405 | 0.4743 |
|     | 8   | 1.0000 | 1.0000 | 0.9997 | 0.9974 | 0.9876 | 0.9597 | 0.9006 | 0.8011 | 0.6626 | 0.5000 |
|     | 9   | 1.0000 | 1.0000 | 1.0000 | 0.9995 | 0.9969 | 0.9969 | 0.9873 | 0.9617 | 0.9081 | 0.8166 |
|     | 10  | 1.0000 | 1.0000 | 1.0000 | 0.9999 | 0.9994 | 0.9994 | 0.9980 | 0.9852 | 0.9174 | 0.8338 |
|     | 11  | 1.0000 | 1.0000 | 1.0000 | 1.0000 | 0.9999 | 0.9999 | 0.9993 | 0.9970 | 0.9894 | 0.9699 |
|     | 12  | 1.0000 | 1.0000 | 1.0000 | 1.0000 | 1.0000 | 1.0000 | 0.9999 | 0.9994 | 0.9914 | 0.9755 |
|     | 13  | 1.0000 | 1.0000 | 1.0000 | 1.0000 | 1.0000 | 1.0000 | 0.9999 | 0.9999 | 0.9981 | 0.9936 |
|     | 14  | 1.0000 | 1.0000 | 1.0000 | 1.0000 | 1.0000 | 1.0000 | 1.0000 | 0.9999 | 0.9999 | 0.9988 |
|     | 15  | 1.0000 | 1.0000 | 1.0000 | 1.0000 | 1.0000 | 1.0000 | 1.0000 | 1.0000 | 1.0000 | 0.9999 |
|     | 18  | 0      | 0.3972 | 0.1501 | 0.0536 | 0.0180 | 0.0056 | 0.0016 | 0.0004 | 0.0001 | 0.0000 |
| 1   |     | 0.7735 | 0.4503 | 0.2241 | 0.0991 | 0.0395 | 0.0142 | 0.0046 | 0.0013 | 0.0003 | 0.0001 |
| 2   |     | 0.9419 | 0.7338 | 0.4797 | 0.2713 | 0.1353 | 0.0600 | 0.0236 | 0.0082 | 0.0025 | 0.0008 |
| 3   |     | 0.9891 | 0.9018 | 0.7202 | 0.5010 | 0.3057 | 0.1646 | 0.0783 | 0.0328 | 0.0120 | 0.0038 |
| 4   |     | 0.9985 | 0.9718 | 0.8794 | 0.7164 | 0.5187 | 0.3327 | 0.1886 | 0.0942 | 0.0411 | 0.0154 |
| 5   |     | 0.9998 | 0.9936 | 0.9351 | 0.8671 | 0.7175 | 0.5344 | 0.3550 | 0.2088 | 0.1077 | 0.0481 |
| 6   |     | 1.0000 | 0.9988 | 0.9882 | 0.9487 | 0.8610 | 0.7217 | 0.5491 | 0.3258 | 0.1189 | 0.0403 |
| 7   |     | 1.0000 | 0.9998 | 0.9973 | 0.9837 | 0.9431 | 0.8593 | 0.7283 | 0.5634 | 0.3915 | 0.2403 |
| 8   |     | 1.0000 | 1.0000 | 0.9995 | 0.9957 | 0.9807 | 0.9404 | 0.8609 | 0.7368 | 0.5778 | 0.4073 |
| 9   |     | 1.0000 | 1.0000 | 0.9999 | 0.9991 | 0.9946 | 0.9790 | 0.9403 | 0.8653 | 0.7473 | 0.5927 |
| 10  |     | 1.0000 | 1.0000 | 1.0000 | 0.9998 | 0.9988 | 0.9939 | 0.9788 | 0.9259 | 0.8720 | 0.7597 |
| 11  |     | 1.0000 | 1.0000 | 1.0000 | 0.9998 | 0.9998 | 0.9986 | 0.9937 | 0.9797 | 0.9463 | 0.8811 |
| 12  |     | 1.0000 | 1.0000 | 1.0000 | 1.0000 | 0.9997 | 0.9997 | 0.9986 | 0.9942 | 0.9817 | 0.9519 |
| 13  |     | 1.0000 | 1.0000 | 1.0000 | 1.0000 | 1.0000 | 0.9997 | 0.9997 | 0.9987 | 0.9951 | 0.9846 |
| 14  |     | 1.0000 | 1.0000 | 1.0000 | 1.0000 | 1.0000 | 0.9998 | 0.9998 | 0.9990 | 0.9962 | 0.9862 |
| 15  |     | 1.0000 | 1.0000 | 1.0000 | 1.0000 | 1.0000 | 1.0000 | 1.0000 | 0.9999 | 0.9999 | 0.9993 |
| 16  |     | 1.0000 | 1.0000 | 1.0000 | 1.0000 | 1.0000 | 1.0000 | 1.0000 | 1.0000 | 1.0000 | 0.9999 |
| 19  | 0   | 0.3774 | 0.1351 | 0.0456 | 0.0144 | 0.0042 | 0.0011 | 0.0003 | 0.0001 | 0.0000 | 0.0000 |
|     | 1   | 0.7547 | 0.4203 | 0.1985 | 0.0829 | 0.0310 | 0.0104 | 0.0031 | 0.0008 | 0.0002 | 0.0000 |
|     | 2   | 0.9335 | 0.7054 | 0.4413 | 0.2369 | 0.1113 | 0.0462 | 0.0170 | 0.0055 | 0.0015 | 0.0002 |
|     | 3   | 0.9868 | 0.8850 | 0.6841 | 0.4551 | 0.2631 | 0.1332 | 0.0591 | 0.0230 | 0.0077 | 0.0024 |
|     | 4   | 0.9980 | 0.9648 | 0.8556 | 0.6733 | 0.4654 | 0.2822 | 0.1500 | 0.0696 | 0.0280 | 0.0096 |
|     | 5   | 0.9998 | 0.9914 | 0.9463 | 0.8369 | 0.6678 | 0.4739 | 0.2968 | 0.1629 | 0.0777 | 0.0318 |
|     | 6   | 1.0000 | 0.9983 | 0.9837 | 0.9324 | 0.8251 | 0.6655 | 0.4812 | 0.3081 | 0.1727 | 0.0835 |
|     | 7   | 1.0000 | 0.9997 | 0.9959 | 0.9767 | 0.9225 | 0.8180 | 0.6656 | 0.4878 | 0.3169 | 0.1796 |
|     | 8   | 1.0000 | 1.0000 | 0.9992 | 0.9933 | 0.9713 | 0.9161 | 0.8145 | 0.6675 | 0.4940 | 0.3238 |
|     | 9   | 1.0000 |        |        |        |        |        |        |        |        |        |

(9.5) Table for Poisson random variable  $P(Po(\mu) \leq k)$ .

| $k$ | $\mu$  |        |        |        |        |        |        |        |        |        |
|-----|--------|--------|--------|--------|--------|--------|--------|--------|--------|--------|
|     | 0.1    | 0.2    | 0.3    | 0.4    | 0.5    | 0.6    | 0.7    | 0.8    | 0.9    | 1.0    |
| 0   | 0.9048 | 0.8187 | 0.7408 | 0.6703 | 0.6065 | 0.5488 | 0.4966 | 0.4493 | 0.4066 | 0.3679 |
| 1   | 0.9953 | 0.9825 | 0.9631 | 0.9384 | 0.9098 | 0.8781 | 0.8442 | 0.8088 | 0.7725 | 0.7358 |
| 2   | 0.9998 | 0.9989 | 0.9964 | 0.9921 | 0.9856 | 0.9769 | 0.9659 | 0.9536 | 0.9371 | 0.9197 |
| 3   | 1.0000 | 0.9999 | 0.9997 | 0.9992 | 0.9982 | 0.9966 | 0.9942 | 0.9909 | 0.9865 | 0.9810 |
| 4   | 1.0000 | 1.0000 | 1.0000 | 0.9999 | 0.9998 | 0.9996 | 0.9992 | 0.9986 | 0.9977 | 0.9963 |
| 5   | 1.0000 | 1.0000 | 1.0000 | 1.0000 | 1.0000 | 1.0000 | 0.9999 | 0.9998 | 0.9997 | 0.9994 |
| 6   | 1.0000 | 1.0000 | 1.0000 | 1.0000 | 1.0000 | 1.0000 | 1.0000 | 1.0000 | 0.9999 | 0.9999 |
| 7   | 1.0000 | 1.0000 | 1.0000 | 1.0000 | 1.0000 | 1.0000 | 1.0000 | 1.0000 | 1.0000 | 1.0000 |
| $k$ | $\mu$  |        |        |        |        |        |        |        |        |        |
|     | 1.1    | 1.2    | 1.3    | 1.4    | 1.5    | 1.6    | 1.7    | 1.8    | 1.9    | 2.0    |
| 0   | 0.3329 | 0.3012 | 0.2725 | 0.2466 | 0.2231 | 0.2019 | 0.1827 | 0.1653 | 0.1496 | 0.1353 |
| 1   | 0.6990 | 0.6626 | 0.6268 | 0.5918 | 0.5578 | 0.5249 | 0.4932 | 0.4628 | 0.4337 | 0.4060 |
| 2   | 0.9004 | 0.8795 | 0.8571 | 0.8335 | 0.8088 | 0.7834 | 0.7572 | 0.7306 | 0.7037 | 0.6767 |
| 3   | 0.9743 | 0.9662 | 0.9569 | 0.9463 | 0.9344 | 0.9212 | 0.9068 | 0.8913 | 0.8747 | 0.8571 |
| 4   | 0.9946 | 0.9923 | 0.9893 | 0.9857 | 0.9814 | 0.9763 | 0.9704 | 0.9636 | 0.9559 | 0.9473 |
| 5   | 0.9990 | 0.9985 | 0.9978 | 0.9968 | 0.9955 | 0.9940 | 0.9920 | 0.9896 | 0.9868 | 0.9834 |
| 6   | 0.9999 | 0.9997 | 0.9996 | 0.9994 | 0.9991 | 0.9987 | 0.9981 | 0.9974 | 0.9966 | 0.9955 |
| 7   | 1.0000 | 1.0000 | 0.9999 | 0.9999 | 0.9998 | 0.9997 | 0.9996 | 0.9994 | 0.9992 | 0.9989 |
| 8   | 1.0000 | 1.0000 | 1.0000 | 1.0000 | 1.0000 | 1.0000 | 0.9999 | 0.9999 | 0.9999 | 0.9998 |
| 9   | 1.0000 | 1.0000 | 1.0000 | 1.0000 | 1.0000 | 1.0000 | 1.0000 | 1.0000 | 1.0000 | 1.0000 |
| $k$ | $\mu$  |        |        |        |        |        |        |        |        |        |
|     | 2.1    | 2.2    | 2.3    | 2.4    | 2.5    | 2.6    | 2.7    | 2.8    | 2.9    | 3.0    |
| 0   | 0.1225 | 0.1108 | 0.1003 | 0.0907 | 0.0821 | 0.0743 | 0.0672 | 0.0608 | 0.0550 | 0.0498 |
| 1   | 0.3796 | 0.3546 | 0.3309 | 0.3084 | 0.2873 | 0.2674 | 0.2487 | 0.2311 | 0.2146 | 0.1991 |
| 2   | 0.6496 | 0.6227 | 0.5960 | 0.5697 | 0.5438 | 0.5184 | 0.4936 | 0.4695 | 0.4460 | 0.4232 |
| 3   | 0.8386 | 0.8194 | 0.7993 | 0.7787 | 0.7576 | 0.7360 | 0.7141 | 0.6919 | 0.6696 | 0.6472 |
| 4   | 0.9379 | 0.9275 | 0.9162 | 0.9041 | 0.8912 | 0.8774 | 0.8629 | 0.8477 | 0.8318 | 0.8153 |
| 5   | 0.9796 | 0.9751 | 0.9700 | 0.9643 | 0.9580 | 0.9510 | 0.9433 | 0.9349 | 0.9258 | 0.9161 |
| 6   | 0.9941 | 0.9925 | 0.9906 | 0.9884 | 0.9858 | 0.9828 | 0.9794 | 0.9756 | 0.9713 | 0.9665 |
| 7   | 0.9985 | 0.9980 | 0.9974 | 0.9967 | 0.9958 | 0.9947 | 0.9934 | 0.9919 | 0.9901 | 0.9881 |
| 8   | 0.9997 | 0.9995 | 0.9994 | 0.9991 | 0.9989 | 0.9985 | 0.9981 | 0.9976 | 0.9969 | 0.9962 |
| 9   | 0.9999 | 0.9999 | 0.9999 | 0.9998 | 0.9997 | 0.9996 | 0.9995 | 0.9993 | 0.9991 | 0.9989 |
| 10  | 1.0000 | 1.0000 | 1.0000 | 1.0000 | 0.9999 | 0.9999 | 0.9999 | 0.9998 | 0.9997 | 0.9996 |
| 11  | 1.0000 | 1.0000 | 1.0000 | 1.0000 | 1.0000 | 1.0000 | 1.0000 | 0.9999 | 0.9999 | 0.9999 |
| 12  | 1.0000 | 1.0000 | 1.0000 | 1.0000 | 1.0000 | 1.0000 | 1.0000 | 1.0000 | 1.0000 | 1.0000 |

Table for Poisson random variable  $P(Po(\mu) \leq k)$ .

| $k$ | $\mu$  |        |        |        |        |        |        |        |        |        |
|-----|--------|--------|--------|--------|--------|--------|--------|--------|--------|--------|
|     | 3.2    | 3.4    | 3.6    | 3.8    | 4.0    | 4.2    | 4.4    | 4.6    | 4.8    | 5.0    |
| 0   | 0.0408 | 0.0334 | 0.0273 | 0.0224 | 0.0183 | 0.0150 | 0.0123 | 0.0101 | 0.0082 | 0.0067 |
| 1   | 0.1712 | 0.1468 | 0.1257 | 0.1074 | 0.0916 | 0.0780 | 0.0663 | 0.0563 | 0.0477 | 0.0404 |
| 2   | 0.3799 | 0.3397 | 0.3027 | 0.2689 | 0.2381 | 0.2102 | 0.1851 | 0.1626 | 0.1425 | 0.1247 |
| 3   | 0.6025 | 0.5584 | 0.5152 | 0.4735 | 0.4335 | 0.3954 | 0.3594 | 0.3257 | 0.2942 | 0.2650 |
| 4   | 0.7806 | 0.7442 | 0.7064 | 0.6678 | 0.6288 | 0.5898 | 0.5512 | 0.5132 | 0.4763 | 0.4405 |
| 5   | 0.8946 | 0.8705 | 0.8441 | 0.8156 | 0.7851 | 0.7531 | 0.7199 | 0.6858 | 0.6510 | 0.6160 |
| 6   | 0.9534 | 0.9421 | 0.9267 | 0.9091 | 0.8893 | 0.8675 | 0.8436 | 0.8180 | 0.7908 | 0.7622 |
| 7   | 0.9832 | 0.9769 | 0.9682 | 0.9599 | 0.9509 | 0.9419 | 0.9321 | 0.9214 | 0.9099 | 0.8966 |
| 8   | 0.9943 | 0.9917 | 0.9883 | 0.9840 | 0.9786 | 0.9721 | 0.9642 | 0.9549 | 0.9442 | 0.9319 |
| 9   | 0.9982 | 0.9973 | 0.9960 | 0.9942 | 0.9919 | 0.9889 | 0.9851 | 0.9805 | 0.9749 | 0.9682 |
| 10  | 0.9995 | 0.9992 | 0.9987 | 0.9981 | 0.9972 | 0.9959 | 0.9943 | 0.9922 | 0.9896 | 0.9863 |
| 11  | 0.9999 | 0.9998 | 0.9996 | 0.9994 | 0.9991 | 0.9986 | 0.9980 | 0.9971 | 0.9960 | 0.9945 |
| 12  | 1.0000 | 0.9999 | 0.9999 | 0.9999 | 0.9998 | 0.9997 | 0.9996 | 0.9993 | 0.9990 | 0.9986 |
| 13  | 1.0000 | 1.0000 | 1.0000 | 1.0000 | 1.0000 | 0.9999 | 0.9998 | 0.9997 | 0.9995 | 0.9993 |
| 14  | 1.0000 | 1.0000 | 1.0000 | 1.0000 | 1.0000 | 1.0000 | 0.9999 | 0.9999 | 0.9999 | 0.9998 |
| 15  | 1.0000 | 1.0000 | 1.0000 | 1.0000 | 1.0000 | 1.0000 | 1.0000 | 1.0000 | 1.0000 | 0.9999 |
| $k$ | $\mu$  |        |        |        |        |        |        |        |        |        |
|     | 5.2    | 5.4    | 5.6    | 5.8    | 6.0    | 6.5    | 7.0    | 7.5    | 8.0    | 8.5    |
| 0   | 0.0055 | 0.0045 | 0.0037 | 0.0030 | 0.0025 | 0.0015 | 0.0009 | 0.0006 | 0.0003 | 0.0002 |
| 1   | 0.0342 | 0.0289 | 0.0244 | 0.0206 | 0.0174 | 0.0113 | 0.0073 | 0.0047 | 0.0030 | 0.0019 |
| 2   | 0.1088 | 0.0948 | 0.0824 | 0.0715 | 0.0620 | 0.0430 | 0.0286 | 0.0203 | 0.0138 | 0.0093 |
| 3   | 0.2381 | 0.2133 | 0.1906 | 0.1700 | 0.1512 | 0.1118 | 0.0818 | 0.0591 | 0.0424 | 0.0301 |
| 4   | 0.4061 | 0.3733 | 0.3422 | 0.3127 | 0.2851 | 0.2237 | 0.1730 | 0.1321 | 0.0996 | 0.0744 |
| 5   | 0.5809 | 0.5461 | 0.5119 | 0.4783 | 0.4457 | 0.3690 | 0.3007 | 0.2414 | 0.1912 | 0.1496 |
| 6   | 0.7324 | 0.7017 | 0.6703 | 0.6384 | 0.6063 | 0.5265 | 0.4497 | 0.3782 | 0.3134 | 0.2562 |
| 7   | 0.8449 | 0.8217 | 0.7970 | 0.7710 | 0.7440 | 0.6728 | 0.5987 | 0.5246 | 0.4530 | 0.3856 |
| 8   | 0.9181 | 0.9027 | 0.8857 | 0.8672 | 0.8472 | 0.7916 | 0.7291 | 0.6620 | 0.5925 | 0.5231 |
| 9   | 0.9603 | 0.9512 | 0.9409 | 0.9292 | 0.9161 | 0.8774 | 0.8305 | 0.7764 | 0.7166 | 0.6530 |
| 10  | 0.9823 | 0.9775 | 0.9718 | 0.9651 | 0.9574 | 0.9332 | 0.9015 | 0.8622 | 0.8159 | 0.7634 |
| 11  | 0.9927 | 0.9904 | 0.9875 | 0.9841 | 0.9799 | 0.9661 | 0.9467 | 0.9208 | 0.8881 | 0.8487 |
| 12  | 0.9972 | 0.9962 | 0.9949 | 0.9932 | 0.9912 | 0.9840 | 0.9730 | 0.9573 | 0.9362 | 0.9091 |
| 13  | 0.9990 | 0.9986 | 0.9980 | 0.9973 | 0.9964 | 0.9929 | 0.9872 | 0.9784 | 0.9658 | 0.9486 |
| 14  | 0.9999 | 0.9995 | 0.9993 | 0.9990 | 0.9986 | 0.9970 | 0.9943 | 0.9897 | 0.9827 | 0.9726 |
| 15  | 0.9999 | 0.9998 | 0.9998 | 0.9996 | 0.9995 | 0.9988 | 0.9976 | 0.9954 | 0.9918 | 0.9862 |
| 16  | 1.0000 | 0.9999 | 0.9999 | 0.9999 | 0.9998 | 0.9996 | 0.9990 | 0.9980 | 0.9963 | 0.9934 |
| 17  | 1.0000 | 1.0000 | 1.0000 | 1.0000 | 0.9999 | 0.9998 | 0.9996 | 0.9992 | 0.9984 | 0.9970 |
| 18  | 1.0000 | 1.0000 | 1.0000 | 1.0000 | 1.0000 | 0.9999 | 0.9999 | 0.9997 | 0.9993 | 0.9987 |
| 19  | 1.0000 | 1.0000 | 1.0000 | 1.0000 | 1.0000 | 1.0000 | 1.0000 | 0.9999 | 0.9997 | 0.9995 |
| 20  | 1.0000 | 1.0000 | 1.0000 | 1.0000 | 1.0000 | 1.0000 | 1.0000 | 1.0000 | 0.9999 | 0.9998 |
| 21  | 1.0000 | 1.0000 | 1.0000 | 1.0000 | 1.0000 | 1.0000 | 1.0000 | 1.0000 | 1.0000 | 0.9999 |
| 22  | 1.0000 | 1.0000 | 1.0000 | 1.0000 | 1.0000 | 1.0000 | 1.0000 | 1.0000 | 1.0000 | 1.0000 |

Table for Poisson random variable  $P(Po(\mu) \leq k)$ .

| $k$ | $\mu$  |        |        |        |        |        |        |        |        |        |  |  |  |  |  |
|-----|--------|--------|--------|--------|--------|--------|--------|--------|--------|--------|--|--|--|--|--|
|     | 9.0    | 9.5    | 10.0   | 11.0   | 12.0   | 13.0   | 14.0   | 15.0   | 16.0   | 17.0   |  |  |  |  |  |
| 0   | 0.0001 | 0.0001 | 0.0000 | 0.0000 | 0.0000 | 0.0000 | 0.0000 | 0.0000 | 0.0000 | 0.0000 |  |  |  |  |  |
| 1   | 0.0012 | 0.0008 | 0.0005 | 0.0002 | 0.0001 | 0.0000 | 0.0000 | 0.0000 | 0.0000 | 0.0000 |  |  |  |  |  |
| 2   | 0.0062 | 0.0042 | 0.0028 | 0.0012 | 0.0005 | 0.0002 | 0.0001 | 0.0000 | 0.0000 | 0.0000 |  |  |  |  |  |
| 3   | 0.0212 | 0.0149 | 0.0103 | 0.0049 | 0.0023 | 0.0011 | 0.0005 | 0.0002 | 0.0001 | 0.0000 |  |  |  |  |  |
| 4   | 0.0550 | 0.0403 | 0.0293 | 0.0151 | 0.0076 | 0.0037 | 0.0018 | 0.0009 | 0.0004 | 0.0002 |  |  |  |  |  |
| 5   | 0.1157 | 0.0885 | 0.0671 | 0.0375 | 0.0203 | 0.0107 | 0.0055 | 0.0028 | 0.0014 | 0.0007 |  |  |  |  |  |
| 6   | 0.2068 | 0.1649 | 0.1301 | 0.0786 | 0.0458 | 0.0259 | 0.0142 | 0.0076 | 0.0040 | 0.0021 |  |  |  |  |  |
| 7   | 0.3239 | 0.2687 | 0.2202 | 0.1432 | 0.0895 | 0.0540 | 0.0316 | 0.0180 | 0.0100 | 0.0054 |  |  |  |  |  |
| 8   | 0.4557 | 0.3918 | 0.3328 | 0.2320 | 0.1550 | 0.0998 | 0.0621 | 0.0374 | 0.0220 | 0.0126 |  |  |  |  |  |
| 9   | 0.5874 | 0.5218 | 0.4579 | 0.3405 | 0.2424 | 0.1658 | 0.1094 | 0.0699 | 0.0433 | 0.0261 |  |  |  |  |  |
| 10  | 0.7060 | 0.6453 | 0.5830 | 0.4599 | 0.3472 | 0.2517 | 0.1757 | 0.1185 | 0.0774 | 0.0491 |  |  |  |  |  |
| 11  | 0.8030 | 0.7520 | 0.6968 | 0.5793 | 0.4616 | 0.3532 | 0.2600 | 0.1848 | 0.1270 | 0.0847 |  |  |  |  |  |
| 12  | 0.8758 | 0.8364 | 0.7916 | 0.6887 | 0.5760 | 0.4631 | 0.3585 | 0.2676 | 0.1931 | 0.1350 |  |  |  |  |  |
| 13  | 0.9261 | 0.8981 | 0.8645 | 0.7813 | 0.6815 | 0.5730 | 0.4644 | 0.3632 | 0.2745 | 0.2009 |  |  |  |  |  |
| 14  | 0.9585 | 0.9400 | 0.9165 | 0.8540 | 0.7720 | 0.6751 | 0.5704 | 0.4657 | 0.3675 | 0.2808 |  |  |  |  |  |
| 15  | 0.9780 | 0.9665 | 0.9513 | 0.9074 | 0.8444 | 0.7636 | 0.6694 | 0.5681 | 0.4667 | 0.3715 |  |  |  |  |  |
| 16  | 0.9889 | 0.9823 | 0.9730 | 0.9441 | 0.8987 | 0.8355 | 0.7559 | 0.6641 | 0.5660 | 0.4677 |  |  |  |  |  |
| 17  | 0.9947 | 0.9911 | 0.9857 | 0.9678 | 0.9370 | 0.8905 | 0.8272 | 0.7489 | 0.6593 | 0.5640 |  |  |  |  |  |
| 18  | 0.9976 | 0.9957 | 0.9928 | 0.9823 | 0.9626 | 0.9302 | 0.8826 | 0.8195 | 0.7423 | 0.6550 |  |  |  |  |  |
| 19  | 0.9989 | 0.9980 | 0.9965 | 0.9907 | 0.9787 | 0.9573 | 0.9235 | 0.8752 | 0.8122 | 0.7363 |  |  |  |  |  |
| 20  | 0.9996 | 0.9991 | 0.9984 | 0.9953 | 0.9884 | 0.9750 | 0.9521 | 0.9170 | 0.8682 | 0.8055 |  |  |  |  |  |
| 21  | 0.9998 | 0.9996 | 0.9993 | 0.9977 | 0.9939 | 0.9859 | 0.9712 | 0.9469 | 0.9108 | 0.8615 |  |  |  |  |  |
| 22  | 0.9999 | 0.9999 | 0.9997 | 0.9990 | 0.9970 | 0.9924 | 0.9833 | 0.9673 | 0.9418 | 0.9047 |  |  |  |  |  |
| 23  | 1.0000 | 0.9999 | 0.9999 | 0.9995 | 0.9985 | 0.9960 | 0.9907 | 0.9805 | 0.9633 | 0.9367 |  |  |  |  |  |
| 24  | 1.0000 | 1.0000 | 1.0000 | 0.9998 | 0.9993 | 0.9980 | 0.9950 | 0.9888 | 0.9777 | 0.9594 |  |  |  |  |  |
| 25  | 1.0000 | 1.0000 | 1.0000 | 1.0000 | 0.9999 | 0.9990 | 0.9974 | 0.9938 | 0.9869 | 0.9748 |  |  |  |  |  |
| 26  | 1.0000 | 1.0000 | 1.0000 | 1.0000 | 0.9999 | 0.9995 | 0.9987 | 0.9967 | 0.9925 | 0.9848 |  |  |  |  |  |
| 27  | 1.0000 | 1.0000 | 1.0000 | 1.0000 | 0.9999 | 0.9998 | 0.9994 | 0.9983 | 0.9959 | 0.9912 |  |  |  |  |  |
| 28  | 1.0000 | 1.0000 | 1.0000 | 1.0000 | 1.0000 | 0.9999 | 0.9997 | 0.9991 | 0.9978 | 0.9950 |  |  |  |  |  |
| 29  | 1.0000 | 1.0000 | 1.0000 | 1.0000 | 1.0000 | 1.0000 | 0.9999 | 0.9996 | 0.9994 | 0.9986 |  |  |  |  |  |
| 30  | 1.0000 | 1.0000 | 1.0000 | 1.0000 | 1.0000 | 1.0000 | 1.0000 | 0.9999 | 0.9997 | 0.9993 |  |  |  |  |  |
| 31  | 1.0000 | 1.0000 | 1.0000 | 1.0000 | 1.0000 | 1.0000 | 1.0000 | 0.9999 | 0.9997 | 0.9996 |  |  |  |  |  |
| 32  | 1.0000 | 1.0000 | 1.0000 | 1.0000 | 1.0000 | 1.0000 | 1.0000 | 0.9999 | 0.9999 | 0.9996 |  |  |  |  |  |
| 33  | 1.0000 | 1.0000 | 1.0000 | 1.0000 | 1.0000 | 1.0000 | 1.0000 | 0.9999 | 0.9999 | 0.9999 |  |  |  |  |  |
| 34  | 1.0000 | 1.0000 | 1.0000 | 1.0000 | 1.0000 | 1.0000 | 1.0000 | 1.0000 | 1.0000 | 0.9999 |  |  |  |  |  |
| 35  | 1.0000 | 1.0000 | 1.0000 | 1.0000 | 1.0000 | 1.0000 | 1.0000 | 1.0000 | 1.0000 | 1.0000 |  |  |  |  |  |