
Examiner: Xiangfeng Yang (Tel: 013 28 57 88).

Things allowed (Hjälpmedel): a calculator.

Scores rating (Betygsgränser): 8-11 points giving rate 3; 11.5-14.5 points giving rate 4; 15-18 points giving rate 5.

Write down all necessary steps in solutions in order to receive as many points as possible.

1 (3 points)

Canary Islands are favorite holiday destinations in winter for Swedes. Tenerife and Gran Canaria are two main islands in Canary Islands. Suppose that 70% Swedes have been to Tenerife, 80% Swedes have been to Gran Canaria, and 60% Swedes have been to both Tenerife and Gran Canaria.

(1.1) (1p) Find the probability that a randomly selected Swede has been to at least one of the two main islands (Tenerife and Gran Canaria)?

(1.2) (1p) Find the probability that a randomly selected Swede has been to exactly one of the two main islands (Tenerife and Gran Canaria)?

(1.3) (1p) Given that a randomly selected Swede has been to Tenerife, find the probability that the Swede has been to Gran Canaria as well.

2 (3 points)

Let (X, Y) be a two dimensional random variable with a joint probability density function $f(x, y)$ as follows:

$$f(x, y) = \begin{cases} x - y, & \text{if } 1 \leq x \leq 2 \text{ and } 0 \leq y \leq 1 \\ 0, & \text{otherwise.} \end{cases}$$

(2.1) (1p) Find the probability $P(X - Y \leq 1)$.

(2.2) (1p) Find the mean $E(X)$ of X .

(2.3) (1p) Are X and Y independent? Why?

3 (3 points)

Suppose that the tips (Svenska: dricks) that a waiter in a certain restaurant follow a distribution X with a mean 20 SEK and a standard deviation 10 SEK. Assume that tips from customers are independent. Find the probability that a waiter receives at most 2200 SEK tips for the next 100 customers.

4 (3 points)

Let a population X be continuous with a probability density function $f(x) = \theta \cdot x^{\theta-1}$ for $0 < x < 1$, where $\theta > 0$ is an unknown parameter. Suppose that a sample $\{0.51, 0.18, 0.63\}$ is taken from this population.

(4.1) (1p) Find a point estimate $\hat{\theta}_{MM}$ of θ based on the method of moments.

(4.2) (2p) Find a point estimate $\hat{\theta}_{ML}$ of θ based on the maximum-likelihood method.

5 (3 points)

The distribution X of temperatures (unit: °C degree Celsius) in a certain region on 13 January 2025 at 8:00 is assumed to be a normal random variable $X \sim N(\mu, \sigma^2)$. In order to estimate the average temperature μ in this region, a sample of measured temperatures is given with: sample size 16, sample mean -5 °C and sample standard deviation 1.2 °C. Construct a two-sided 95% confidence interval of μ .

6 (3 points)

A sample with sample size n is to be taken from a population $X \sim N(\mu, 2.1^2)$, and one wants to test the hypotheses $H_0 : \mu = 6.2$ against $H_a : \mu < 6.2$. For this test, in order to make Type-I error α to be 0.025, and Type-II error $\beta(4.2)$ to be at most 0.01 for $\mu = 4.2$, how large should n be?

1. Basic probability

(1.1) Conditional probability $P(A|B) = \frac{P(A \cap B)}{P(B)}$.

(1.2) Total probability $P(B) = \sum_{i=1}^k P(B|A_i)P(A_i)$ where $\{A_i\}$ are disjoint and $\cup_{i=1}^k A_i = S$.

(1.3) Bayes' Theorem $P(A_i|B) = \frac{P(B|A_i)P(A_i)}{\sum_{j=1}^k P(B|A_j)P(A_j)}$ where $\{A_i\}$ are in (1.2).

2. Random variables (r.v.s)

(2.1) Discrete r.v. X has a pmf $p(x) = P(X = x)$ satisfying $p(x) \geq 0$ and $\sum p(x_i) = 1$,

$$\begin{array}{c|cccc} X & x_1 & x_2 & \cdots & x_n & \cdots \\ \hline p(x) & p(x_1) & p(x_2) & \cdots & p(x_n) & \cdots \end{array}$$

Expectation (or *Expected value* or *mean*) $\mu_X = E(X) = \sum x_i p(x_i)$;

Variance $\sigma_X^2 = V(X) = E(X - \mu_X)^2 = E(X^2) - \mu_X^2 = \sum x_i^2 p(x_i) - (\sum x_i p(x_i))^2$.

(2.2) Continuous r.v. X has a pdf $f(x)$ satisfying $f(x) \geq 0$ and $\int_{-\infty}^{\infty} f(x) dx = 1$,

$$P(a < X < b) = \int_a^b f(x) dx.$$

Expectation (or *Expected value* or *mean*) $\mu_X = E(X) = \int_{-\infty}^{\infty} x f(x) dx$;

Variance $\sigma_X^2 = V(X) = E(X - \mu_X)^2 = E(X^2) - \mu_X^2 = \int_{-\infty}^{\infty} x^2 f(x) dx - (\int_{-\infty}^{\infty} x f(x) dx)^2$.

(2.3) Cumulative distribution function (cdf) of a r.v. X is $F(x) = P(X \leq x)$.

(2.4) X and Y are r.v.s, a, b and c are scalars, then

$$E(aX + bY + c) = aE(X) + bE(Y) + c,$$

$$V(aX + bY + c) = a^2V(X) + b^2V(Y) + 2ab \operatorname{cov}(X, Y),$$

$$E(g(X, Y)) = \begin{cases} \sum_{i,j} g(x_i, y_j) \cdot p(x_i, y_j), & \text{for discrete } (X, Y), \\ \int_{-\infty}^{\infty} \int_{-\infty}^{\infty} g(x, y) \cdot f(x, y) dx dy, & \text{for continuous } (X, Y). \end{cases}$$

(2.5) • Discrete r.v. (X, Y) has a joint pmf $p(x, y)$ satisfying $p(x, y) \geq 0$ and $\sum_{x_i} \sum_{y_j} p(x_i, y_j) = 1$.

The *marginal pmf* of X is $p_X(x) = \sum_y p(x, y)$;

The *marginal pmf* of Y is $p_Y(y) = \sum_x p(x, y)$;

X and Y are *independent* if $p(x, y) = p_X(x) \cdot p_Y(y)$.

• Continuous r.v. (X, Y) has a joint pdf $p(x, y)$ satisfying $f(x, y) \geq 0$ and $\int_{-\infty}^{\infty} \int_{-\infty}^{\infty} f(x, y) dx dy = 1$.

The *marginal pdf* of X is $f_X(x) = \int_{-\infty}^{\infty} f(x, y) dy$;

The *marginal pdf* of Y is $f_Y(y) = \int_{-\infty}^{\infty} f(x, y) dx$;

X and Y are *independent* if $f(x, y) = f_X(x) \cdot f_Y(y)$.

3. Several special r.v.s

(3.1) $X \sim \operatorname{Bin}(n, p)$ has a pmf $p(x) = P(X = x) = \binom{n}{x} \cdot p^x \cdot (1-p)^{n-x}$, $x = 0, 1, 2, \dots, n$.

$$E(X) = n \cdot p, \quad V(X) = n \cdot p \cdot (1-p).$$

(3.2) $X \sim \operatorname{Po}(\lambda)$ has a pmf $p(x) = P(X = x) = \frac{e^{-\lambda} \lambda^x}{x!}$, $x = 0, 1, 2, \dots$
 $E(X) = \lambda, \quad V(X) = \lambda$.

(3.3) $X \sim \operatorname{Hypergeometric}$ has a pmf $p(x) = P(X = x) = \frac{\binom{M}{x} \binom{N-M}{n-x}}{\binom{N}{n}}$.

(3.4) $X \sim \operatorname{Exp}(\lambda)$ has a pdf

$$f(x) = \begin{cases} \lambda e^{-\lambda x}, & x \geq 0, \\ 0, & \text{otherwise.} \end{cases}$$

(3.5) $X \sim N(\mu, \sigma^2)$ has a pdf

$$f(x) = \frac{1}{\sigma \sqrt{2\pi}} e^{-\frac{(x-\mu)^2}{2\sigma^2}}, \quad -\infty < x < \infty.$$

(3.6) $X \sim U(a, b)$ has a pdf

$$f(x) = \begin{cases} \frac{1}{b-a}, & a < x < b, \\ 0, & \text{otherwise.} \end{cases}$$

$$E(X) = \frac{a+b}{2}, \quad V(X) = \frac{(b-a)^2}{12}.$$

4. Central Limit Theorem (CLT)

Suppose that a population has mean $= \mu$ and variance $= \sigma^2$. A random sample $\{X_1, X_2, \dots, X_n\}$ from this population is given. Then for large $n \geq 30$,

$$\frac{\bar{X} - \mu}{\sigma/\sqrt{n}} \sim N(0, 1). \tag{1}$$

• If the population is normal, then (1) holds for any n .

• Note that $\mu = E(\bar{X})$ and $(\sigma/\sqrt{n})^2 = V(\bar{X})$.

5. Several notations in statistics

(5.1) Sample mean: $\bar{X} = \frac{X_1 + X_2 + \dots + X_n}{n} = \sum \frac{X_i}{n}$;

(5.2) Sample variance:

$$S^2 = \frac{\sum (X_i - \bar{X})^2}{n-1} = \frac{1}{n-1} \left(\sum X_i^2 - \frac{(\sum X_i)^2}{n} \right); \quad s^2 = \frac{\sum (x_i - \bar{x})^2}{n-1} = \frac{1}{n-1} \left(\sum x_i^2 - \frac{(\sum x_i)^2}{n} \right).$$

• Capital letters \bar{X} and S^2 refer to the objects based on random sample (therefore they are in general r.v.s), while small letters \bar{x} and s^2 are the objects based on observations (so they are scalars).

(5.3) A point estimator of θ obtained by Methods of Moments is denoted as $\hat{\theta}_{MM}$.

(5.4) A point estimator of θ obtained by Maximum Likelihood method is denoted as $\hat{\theta}_{ML}$.

6. Confidence Interval (CI)

In this course, three types of confidence intervals are studied depending on the unknown population parameter(s): CI-1 (confidence intervals for population mean(s)), CI-2 (confidence intervals for population variance(s)), and CI-3 (confidence intervals for population proportion(s)).

CI-1: (1 - α) CI of a population mean μ

case 1.1 (any n) If population $X \sim N(\mu, \sigma^2)$ and σ^2 is known, then $\frac{\bar{X}-\mu}{\sigma/\sqrt{n}} \sim N(0, 1)$ and

$$I_\mu = (\bar{x} - z_{\alpha/2} \cdot \frac{\sigma}{\sqrt{n}}, \bar{x} + z_{\alpha/2} \cdot \frac{\sigma}{\sqrt{n}}) := \bar{x} \mp z_{\alpha/2} \cdot \frac{\sigma}{\sqrt{n}}.$$

case 1.2 (n ≥ 30) For any population X , it holds that $\frac{\bar{X}-\mu}{\sigma/\sqrt{n}} \sim N(0, 1)$ and

$$I_\mu = \bar{x} \mp z_{\alpha/2} \cdot \frac{\sigma}{\sqrt{n}} \text{ or } I_\mu = \bar{x} \mp z_{\alpha/2} \cdot \frac{\hat{\sigma}}{\sqrt{n}}.$$

case 1.3 (any n) If population $X \sim N(\mu, \sigma^2)$ and σ^2 is unknown, then $\frac{\bar{X}-\mu}{S/\sqrt{n}} \sim T(n-1)$ and

$$I_\mu = \bar{x} \mp t_{\alpha/2}(n-1) \cdot \frac{s}{\sqrt{n}}.$$

CI-1': (1 - α) CI of the difference of two population means $\mu_X - \mu_Y$

case 1.1' (any n_1, n_2) If independent populations $X \sim N(\mu_X, \sigma_X^2)$, $Y \sim N(\mu_Y, \sigma_Y^2)$, and σ_X^2, σ_Y^2 are known, then

$$\frac{(\bar{X}-\bar{Y})-(\mu_X-\mu_Y)}{\sqrt{\frac{\sigma_X^2}{n_1} + \frac{\sigma_Y^2}{n_2}}} \sim N(0, 1), \text{ and } I_{\mu_X-\mu_Y} = (\bar{x}-\bar{y}) \mp z_{\alpha/2} \cdot \sqrt{\frac{\sigma_X^2}{n_1} + \frac{\sigma_Y^2}{n_2}}.$$

case 1.2' ($n_1, n_2 \geq 30$) For any independent populations X and Y , it holds that

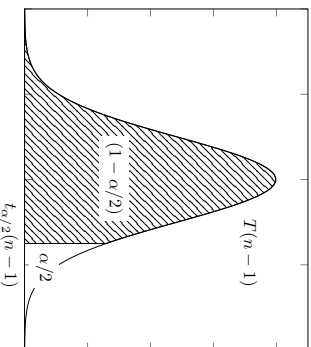
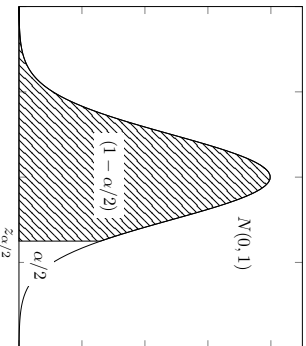
$$\frac{(\bar{X}-\bar{Y})-(\mu_X-\mu_Y)}{\sqrt{\frac{\sigma_X^2}{n_1} + \frac{\sigma_Y^2}{n_2}}} \sim N(0, 1) \text{ and}$$

$$I_{\mu_X-\mu_Y} = (\bar{x}-\bar{y}) \mp z_{\alpha/2} \cdot \sqrt{\frac{\sigma_X^2}{n_1} + \frac{\sigma_Y^2}{n_2}} \text{ or } I_{\mu_X-\mu_Y} = (\bar{x}-\bar{y}) \mp z_{\alpha/2} \cdot \sqrt{\frac{\hat{\sigma}_X^2}{n_1} + \frac{\hat{\sigma}_Y^2}{n_2}}.$$

case 1.3' (any n_1, n_2) If independent populations $X \sim N(\mu_X, \sigma_X^2)$, $Y \sim N(\mu_Y, \sigma_Y^2)$, where σ_X^2, σ_Y^2 are unknown but $\sigma_X^2 = \sigma_Y^2$, then

$$\frac{(\bar{X}-\bar{Y})-(\mu_X-\mu_Y)}{S\sqrt{\frac{1}{n_1} + \frac{1}{n_2}}} \sim T(n_1+n_2-2), \text{ where } S^2 = \frac{(n_1-1)S_X^2 + (n_2-1)S_Y^2}{n_1+n_2-2}, \text{ and}$$

$$I_{\mu_X-\mu_Y} = (\bar{x}-\bar{y}) \mp t_{\alpha/2}(n_1+n_2-2) \cdot s\sqrt{\frac{1}{n_1} + \frac{1}{n_2}}.$$



CI-2: (1 - α) CI of population variance(s) σ^2

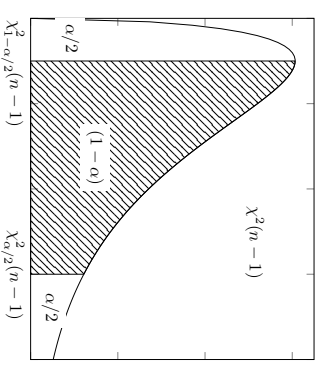
• If a population $X \sim N(\mu, \sigma^2)$ and σ^2 is unknown, then $\frac{(n-1)S^2}{\sigma^2} \sim \chi^2(n-1)$, and

$$I_{\sigma^2} = \left(\frac{(n-1)s^2}{\chi_{\alpha/2}^2(n-1)}, \frac{(n-1)s^2}{\chi_{1-\alpha/2}^2(n-1)} \right).$$

• If two independent populations $X \sim N(\mu_X, \sigma^2)$ and $Y \sim N(\mu_Y, \sigma^2)$, and σ^2 is unknown, then $\frac{(n_1+n_2-2)S^2}{\sigma^2} \sim \chi^2(n_1+n_2-2)$, and

$$I_{\sigma^2} = \left(\frac{(n_1+n_2-2)s^2}{\chi_{\alpha/2}^2(n_1+n_2-2)}, \frac{(n_1+n_2-2)s^2}{\chi_{1-\alpha/2}^2(n_1+n_2-2)} \right),$$

where $S^2 = \frac{(n_1-1)S_X^2 + (n_2-1)S_Y^2}{n_1+n_2-2}$.



CI-3: (1 - α) CI of population proportion(s)

• If a (large) population has an unknown proportion p , then $\frac{\hat{p}-p}{\sqrt{p(1-p)/n}} \sim N(0, 1)$ if $n\hat{p} \geq 10$ and $n(1-\hat{p}) \geq 10$ with $\hat{p} = x/n$, and $I_p = \hat{p} \mp z_{\alpha/2} \cdot \sqrt{\frac{\hat{p}(1-\hat{p})}{n}}$.

• If two independent (large) populations have unknown proportions p_1 and p_2 , then

$$\frac{(\hat{p}_1-\hat{p}_2)-(p_1-p_2)}{\sqrt{\frac{\hat{p}_1(1-\hat{p}_1)}{n_1} + \frac{\hat{p}_2(1-\hat{p}_2)}{n_2}}} \sim N(0, 1)$$

if $n_i\hat{p}_i \geq 10$ and $n_i(1-\hat{p}_i) \geq 10$ for $i = 1, 2$, and $I_{p_1-p_2} = (\hat{p}_1-\hat{p}_2) \mp z_{\alpha/2} \cdot \sqrt{\frac{\hat{p}_1(1-\hat{p}_1)}{n_1} + \frac{\hat{p}_2(1-\hat{p}_2)}{n_2}}$.

7. Hypothesis Test (HT)

	H_0 is true	H_0 is false and $\theta = \theta_1$
reject H_0	(type I error or significance level) α	(power) $h(\theta_1)$
don't reject H_0	$1 - \alpha$	(type II error) $\beta(\theta_1) = 1 - h(\theta_1)$

reject $H_0 \Leftrightarrow TS \in C \Leftrightarrow p\text{-value} < \alpha$

χ^2 tests for populations (non-parametric tests)

Suppose that for a random sample of a population X , the n elements of it are classified into k disjoint groups $A_i, 1 \leq i \leq k$. For each group $A_i, 1 \leq i \leq k$, suppose that there are $N_i, 1 \leq i \leq k$ elements inside. Let $p_i = P(A_i)$ assuming a given distribution of X . Note that $p_1 + p_2 + \dots + p_k = 1$ and $N_1 + N_2 + \dots + N_k = n$. One wants to test the hypotheses

$$H_0 : P(A_i) = p_i, \quad 1 \leq i \leq k, \quad H_a : P(A_i) \neq p_i \text{ for some } 1 \leq i \leq k.$$

If n is large in the sense that $np_i \geq 5$ for all $1 \leq i \leq k$, then the test statistic is

$$\sum_{i=1}^k \frac{(N_i - np_i)^2}{np_i} \approx \chi^2(k-1).$$

Therefore the observation of the test statistic is

$$TS = \sum_{i=1}^k \frac{(n_i - np_i)^2}{np_i}, \text{ where } n_i \text{ is the observation of } N_i, 1 \leq i \leq k.$$

For the critical region C , one can take (note that if H_0 is true, then TS should be close to zero)

$$C = (\chi^2_{\alpha}(k-1), \infty).$$

The conclusion would be $TS \in C \iff H_0$ is rejected.

8. Linear and logistic regression

(Multiple) linear regression: $Y = \beta_0 + \beta_1 x_1 + \dots + \beta_k x_k + \varepsilon$, $\varepsilon \sim N(0, \sigma^2)$.

- Y : response variable (which is normal r.v.), $\{x_1, \dots, x_k\}$: predictors (which are scalars).
- sample: $\{(x_{11}, \dots, x_{1k}; y_1), (x_{21}, \dots, x_{2k}; y_2), \dots, (x_{n1}, \dots, x_{nk}; y_n)\}$.
- how to estimate $\beta_j \approx \hat{\beta}_j$: least square method, that is, to minimize $\sum_{i=1}^n (y_i - \hat{y}_i)^2$, where the estimated (multiple) linear regression line \hat{y} is

$$\hat{y} = \hat{\beta}_0 + \hat{\beta}_1 x_1 + \dots + \hat{\beta}_k x_k.$$

- $\frac{\hat{\beta}_j - \beta_j}{se(\hat{\beta}_j)} \sim T(n-k-1)$, this helps determine whether or not the real $\beta_j = 0$?
- $\sigma^2 \approx \frac{SSE}{n-k-1}$, this gives an estimation of the size of the error.
- $R^2 = \frac{SSR}{SSY}$, this gives how well the model is (if $R^2 \approx 1$, then the model fits the sample very well).
- How to test $\beta_1 = \dots = \beta_k = 0$? Use the random variable $\frac{SSR/k}{SSE/(n-k-1)} \sim F(k, n-k-1)$.

Logistic regression: Let Y can only take 0 or 1 with $P(Y=1) = p$ and $P(Y=0) = 1-p$.

$$E(Y) = p(x_1, \dots, x_k) = \frac{e^{\beta_0 + \beta_1 x_1 + \dots + \beta_k x_k}}{1 + e^{\beta_0 + \beta_1 x_1 + \dots + \beta_k x_k}}.$$

- Y : response variable (which is Bernoulli r.v. $P(Y=1) = p$ and $P(Y=0) = 1-p$, so $E(Y) = p$), $\{x_1, \dots, x_k\}$: predictors (which are scalars).
- sample: $\{(x_{11}, \dots, x_{1k}; y_1), (x_{21}, \dots, x_{2k}; y_2), \dots, (x_{n1}, \dots, x_{nk}; y_n)\}$.
- how to estimate $\beta_j \approx \hat{\beta}_j$: maximal likelihood method (maximize $\prod_{i=1}^n p(x_{i1}, \dots, x_{ik})^{y_i} (1 - p(x_{i1}, \dots, x_{ik}))^{1-y_i}$).
- $\frac{\hat{\beta}_j - \beta_j}{se(\hat{\beta}_j)} \approx N(0, 1)$ for large $n \geq 30$, this helps determine whether or not the real $\beta_j = 0$?
- Classification of a new object $Y(x_1, \dots, x_k)$ as 1 or 0 according

$$Y(x_1, \dots, x_k) = \begin{cases} 1, & \text{if } \hat{p}(x_1, \dots, x_k) \geq 0.5, \\ 0, & \text{if } \hat{p}(x_1, \dots, x_k) < 0.5, \end{cases}$$

where the estimated logit function $\hat{p}(x_1, \dots, x_k)$ is

$$\hat{p}(x_1, \dots, x_k) = \frac{e^{\hat{\beta}_0 + \hat{\beta}_1 x_1 + \dots + \hat{\beta}_k x_k}}{1 + e^{\hat{\beta}_0 + \hat{\beta}_1 x_1 + \dots + \hat{\beta}_k x_k}}.$$

9. Tables

(9.1) Table for $N(0, 1)$ standard normal random variable $\Phi(x) = P(N(0, 1) \leq x)$, $x \geq 0$.
There is an important relation $\Phi(-x) = 1 - \Phi(x)$, $x \geq 0$.

x	0	1	2	3	4	5	6	7	8	9
0.0	0.5000	0.5040	0.5080	0.5120	0.5160	0.5199	0.5239	0.5279	0.5319	0.5359
0.1	0.5398	0.5438	0.5478	0.5517	0.5557	0.5596	0.5636	0.5675	0.5714	0.5753
0.2	0.5793	0.5832	0.5871	0.5910	0.5948	0.5987	0.6026	0.6064	0.6103	0.6141
0.3	0.6179	0.6217	0.6255	0.6293	0.6331	0.6368	0.6406	0.6443	0.6480	0.6517
0.4	0.6554	0.6591	0.6628	0.6664	0.6700	0.6736	0.6772	0.6808	0.6844	0.6879
0.5	0.6915	0.6950	0.6985	0.7019	0.7054	0.7088	0.7123	0.7157	0.7190	0.7224
0.6	0.7257	0.7291	0.7324	0.7357	0.7389	0.7422	0.7454	0.7486	0.7517	0.7549
0.7	0.7580	0.7611	0.7642	0.7673	0.7704	0.7734	0.7764	0.7794	0.7823	0.7852
0.8	0.7881	0.7910	0.7939	0.7967	0.7995	0.8023	0.8051	0.8078	0.8106	0.8133
0.9	0.8159	0.8186	0.8212	0.8238	0.8264	0.8289	0.8315	0.8340	0.8365	0.8389
1.0	0.8413	0.8438	0.8461	0.8485	0.8508	0.8531	0.8554	0.8577	0.8599	0.8621
1.1	0.8643	0.8665	0.8686	0.8708	0.8729	0.8749	0.8770	0.8790	0.8810	0.8830
1.2	0.8849	0.8869	0.8888	0.8907	0.8925	0.8944	0.8962	0.8980	0.8997	0.9015
1.3	0.9032	0.9049	0.9066	0.9082	0.9099	0.9115	0.9131	0.9147	0.9162	0.9177
1.4	0.9192	0.9207	0.9222	0.9236	0.9251	0.9265	0.9279	0.9292	0.9306	0.9319
1.5	0.9332	0.9345	0.9357	0.9370	0.9382	0.9394	0.9406	0.9418	0.9429	0.9441
1.6	0.9452	0.9463	0.9474	0.9484	0.9495	0.9505	0.9515	0.9525	0.9535	0.9545
1.7	0.9564	0.9564	0.9573	0.9582	0.9591	0.9599	0.9608	0.9616	0.9625	0.9633
1.8	0.9641	0.9649	0.9656	0.9664	0.9671	0.9678	0.9686	0.9693	0.9699	0.9706
1.9	0.9713	0.9719	0.9726	0.9732	0.9738	0.9744	0.9750	0.9756	0.9761	0.9767
2.0	0.9772	0.9778	0.9783	0.9788	0.9793	0.9798	0.9803	0.9808	0.9812	0.9817
2.1	0.9821	0.9826	0.9830	0.9834	0.9838	0.9842	0.9846	0.9850	0.9854	0.9857
2.2	0.9861	0.9864	0.9868	0.9871	0.9875	0.9878	0.9881	0.9884	0.9887	0.9890
2.3	0.9893	0.9896	0.9898	0.9901	0.9904	0.9906	0.9909	0.9911	0.9913	0.9916
2.4	0.9918	0.9920	0.9922	0.9925	0.9927	0.9929	0.9931	0.9932	0.9934	0.9936
2.5	0.9938	0.9940	0.9941	0.9943	0.9945	0.9946	0.9948	0.9949	0.9951	0.9952
2.6	0.9953	0.9955	0.9956	0.9957	0.9959	0.9960	0.9961	0.9962	0.9963	0.9964
2.7	0.9965	0.9966	0.9967	0.9968	0.9969	0.9970	0.9971	0.9972	0.9973	0.9974
2.8	0.9974	0.9975	0.9976	0.9977	0.9977	0.9978	0.9979	0.9979	0.9980	0.9981
2.9	0.9981	0.9982	0.9982	0.9983	0.9984	0.9984	0.9985	0.9985	0.9986	0.9986
3.0	0.9987	0.9987	0.9987	0.9988	0.9988	0.9989	0.9989	0.9989	0.9990	0.9990
3.1	0.9990	0.9991	0.9991	0.9991	0.9992	0.9992	0.9992	0.9993	0.9993	0.9993
3.2	0.9993	0.9993	0.9994	0.9994	0.9994	0.9994	0.9994	0.9995	0.9995	0.9995
3.3	0.9995	0.9995	0.9995	0.9996	0.9996	0.9996	0.9996	0.9996	0.9997	0.9997
3.4	0.9997	0.9997	0.9997	0.9997	0.9997	0.9997	0.9997	0.9998	0.9998	0.9998
3.5	0.9998	0.9998	0.9998	0.9998	0.9998	0.9998	0.9998	0.9998	0.9998	0.9998
3.6	0.9998	0.9998	0.9998	0.9999	0.9999	0.9999	0.9999	0.9999	0.9999	0.9999
3.7	0.9999	0.9999	0.9999	0.9999	0.9999	0.9999	0.9999	0.9999	0.9999	0.9999
3.8	0.9999	0.9999	0.9999	0.9999	0.9999	0.9999	0.9999	0.9999	0.9999	0.9999
3.9	1.0000	1.0000	1.0000	1.0000	1.0000	1.0000	1.0000	1.0000	1.0000	1.0000
4.0	1.0000	1.0000	1.0000	1.0000	1.0000	1.0000	1.0000	1.0000	1.0000	1.0000

(9.2) Table for $T(f)$ random variable $F(x) = P(T(f) \leq x)$,
where f is a parameter called 'degrees of freedom'.

f	0.75	0.90	0.95	0.975	0.99	0.995	0.9975	0.9995
1	1.00	3.08	6.31	12.71	31.82	63.66	127.32	636.62
2	0.82	1.89	2.92	4.30	6.96	9.92	14.09	31.60
3	0.76	1.64	2.35	3.18	4.54	5.84	7.45	12.92
4	0.74	1.53	2.13	2.78	3.75	4.60	5.60	8.61
5	0.73	1.48	2.02	2.57	3.36	4.03	4.77	6.87
6	0.72	1.44	1.94	2.45	3.14	3.71	4.32	5.96
7	0.71	1.41	1.89	2.36	3.00	3.50	4.03	5.41
8	0.71	1.40	1.86	2.31	2.90	3.36	3.83	5.04
9	0.70	1.38	1.83	2.26	2.82	3.25	3.69	4.78
10	0.70	1.37	1.81	2.23	2.76	3.17	3.58	4.59
11	0.70	1.36	1.80	2.20	2.72	3.11	3.50	4.44
12	0.70	1.36	1.78	2.18	2.68	3.05	3.43	4.32
13	0.69	1.35	1.77	2.16	2.65	3.01	3.37	4.22
14	0.69	1.35	1.76	2.14	2.62	2.98	3.33	4.14
15	0.69	1.34	1.75	2.13	2.60	2.95	3.29	4.07
16	0.69	1.34	1.75	2.12	2.58	2.92	3.25	4.01
17	0.69	1.33	1.74	2.11	2.57	2.90	3.22	3.97
18	0.69	1.33	1.73	2.10	2.55	2.88	3.20	3.92
19	0.69	1.33	1.73	2.09	2.54	2.86	3.17	3.88
20	0.69	1.33	1.72	2.09	2.53	2.85	3.15	3.85
21	0.69	1.32	1.72	2.08	2.52	2.83	3.14	3.82
22	0.69	1.32	1.72	2.07	2.51	2.82	3.12	3.79
23	0.69	1.32	1.71	2.07	2.50	2.81	3.10	3.77
24	0.68	1.32	1.71	2.06	2.49	2.80	3.09	3.75
25	0.68	1.32	1.71	2.06	2.49	2.79	3.08	3.73
26	0.68	1.31	1.71	2.06	2.48	2.78	3.07	3.71
27	0.68	1.31	1.70	2.05	2.47	2.77	3.06	3.69
28	0.68	1.31	1.70	2.05	2.47	2.76	3.05	3.67
29	0.68	1.31	1.70	2.05	2.46	2.76	3.04	3.66
30	0.68	1.31	1.70	2.04	2.46	2.75	3.03	3.65
40	0.68	1.30	1.68	2.02	2.42	2.70	2.97	3.55
50	0.68	1.30	1.68	2.01	2.40	2.68	2.94	3.50
60	0.68	1.30	1.67	2.00	2.39	2.66	2.91	3.46
100	0.68	1.29	1.66	1.98	2.36	2.63	2.87	3.39
∞	0.67	1.28	1.65	1.96	2.33	2.58	2.81	3.29

(9.3) Table for $\chi^2(f)$ random variable $F(x) = P(\chi^2(f) \leq x)$, where f is a parameter.

f	0.0005	0.001	0.005	0.01	0.025	0.05	0.10	0.20	0.30	0.40	0.50
1	0.00	0.00	0.00	0.00	0.00	0.00	0.02	0.06	0.15	0.27	0.45
2	0.00	0.00	0.01	0.02	0.05	0.10	0.21	0.45	0.71	1.02	1.39
3	0.02	0.02	0.07	0.11	0.22	0.35	0.58	1.01	1.42	1.87	2.37
4	0.06	0.09	0.21	0.30	0.48	0.71	1.06	1.65	2.19	2.75	3.36
5	0.16	0.21	0.41	0.55	0.83	1.15	1.61	2.34	3.00	3.66	4.35
6	0.30	0.38	0.68	0.87	1.24	1.64	2.20	3.07	3.83	4.57	5.35
7	0.48	0.60	0.99	1.24	1.69	2.17	2.73	3.82	4.67	5.49	6.35
8	0.71	0.86	1.34	1.65	2.18	2.73	3.49	4.59	5.53	6.42	7.34
9	0.97	1.15	1.73	2.09	2.70	3.33	4.17	5.38	6.39	7.36	8.34
10	1.26	1.48	2.16	2.56	3.25	3.94	4.87	6.18	7.27	8.30	9.34
11	1.59	1.83	2.60	3.05	3.82	4.57	5.58	6.99	8.15	9.24	10.34
12	1.93	2.21	3.07	3.57	4.40	5.23	6.30	7.81	9.03	10.18	11.34
13	2.31	2.62	3.57	4.11	5.01	5.89	7.04	8.63	9.93	11.13	12.34
14	2.70	3.04	4.07	4.66	5.63	6.57	7.79	9.47	10.82	12.08	13.34
15	3.11	3.48	4.60	5.23	6.26	7.26	8.55	10.31	11.72	13.03	14.34
16	3.54	3.94	5.14	5.81	6.91	7.96	9.31	11.15	12.62	13.98	15.34
17	3.98	4.42	5.70	6.41	7.56	8.67	10.09	12.00	13.53	14.94	16.34
18	4.44	4.90	6.26	7.01	8.23	9.39	10.86	12.86	14.44	15.89	17.34
19	4.91	5.41	6.84	7.63	8.91	10.12	11.65	13.72	15.35	16.85	18.34
20	5.40	5.92	7.43	8.26	9.59	10.85	12.44	14.58	16.27	17.81	19.34
21	5.90	6.45	8.03	8.90	10.28	11.59	13.24	15.44	17.18	18.77	20.34
22	6.40	6.98	8.64	9.54	10.98	12.34	14.04	16.31	18.10	19.73	21.34
23	6.92	7.53	9.26	10.20	11.69	13.09	14.85	17.19	19.02	20.69	22.34
24	7.45	8.08	9.89	10.86	12.40	13.85	15.66	18.06	19.94	21.65	23.34
25	7.99	8.65	10.52	11.52	13.12	14.61	16.47	18.94	20.87	22.62	24.34
26	8.54	9.22	11.16	12.20	13.84	15.38	17.29	19.82	21.79	23.58	25.34
27	9.09	9.80	11.81	12.88	14.57	16.15	18.11	20.70	22.72	24.54	26.34
28	9.66	10.39	12.46	13.56	15.31	16.93	18.94	21.59	23.65	25.51	27.34
29	10.23	10.99	13.12	14.26	16.05	17.71	19.77	22.48	24.58	26.48	28.34
30	10.80	11.59	13.79	14.95	16.79	18.49	20.60	23.36	25.51	27.44	29.34
40	16.91	17.92	20.71	22.16	24.43	26.51	29.05	32.34	34.87	37.13	39.34
50	23.46	24.67	27.99	29.71	32.36	34.76	37.69	41.45	46.86	51.93	59.33
60	30.34	31.74	35.53	37.48	40.48	43.19	46.46	50.64	53.81	56.62	59.33
100	59.90	61.92	67.33	70.06	74.22	77.93	82.36	87.95	92.13	95.81	99.33

Table for $\chi^2(f)$ random variable $F(x) = P(\chi^2(f) \leq x)$, where f is a parameter.

f	0.60	0.70	0.80	0.90	0.95	0.975	0.99	0.995	0.999	0.9995
1	0.71	1.07	1.64	2.71	3.84	5.02	6.63	7.88	10.83	12.12
2	1.83	2.41	3.22	4.61	5.99	7.38	9.21	10.60	13.82	15.20
3	2.95	3.66	4.64	6.25	7.81	9.35	11.34	12.84	16.27	17.73
4	4.04	4.88	5.99	7.78	9.49	11.14	13.28	14.86	18.47	20.00
5	5.13	6.06	7.29	9.24	11.07	12.83	15.09	16.75	20.52	22.11
6	6.21	7.23	8.56	10.64	12.59	14.45	16.81	18.55	22.46	24.10
7	7.28	8.38	9.80	12.02	14.07	16.01	18.48	20.28	24.32	26.02
8	8.35	9.52	11.03	13.36	15.51	17.53	20.09	21.95	26.12	27.87
9	9.41	10.66	12.24	14.68	16.92	19.02	21.67	23.59	27.88	29.67
10	10.47	11.78	13.44	15.99	18.31	20.48	23.21	25.19	29.59	31.42
11	11.53	12.90	14.63	17.28	19.68	21.92	24.72	26.76	31.26	33.14
12	12.58	14.01	15.81	18.55	21.03	23.34	26.22	28.30	32.91	34.82
13	13.64	15.12	16.98	19.81	22.36	24.74	27.69	29.82	34.53	36.48
14	14.69	16.22	18.15	21.06	23.68	26.12	29.14	31.32	36.12	38.11
15	15.73	17.32	19.31	22.31	25.00	27.49	30.58	32.80	37.70	39.72
16	16.78	18.42	20.47	23.54	26.30	28.85	32.00	34.27	39.25	41.31
17	17.82	19.51	21.61	24.77	27.59	30.19	33.41	35.72	40.79	42.88
18	18.87	20.60	22.76	25.99	28.87	31.53	34.81	37.16	42.31	44.43
19	19.91	21.69	23.90	27.20	30.14	32.85	36.19	38.58	43.82	45.97
20	20.95	22.77	25.04	28.41	31.41	34.17	37.57	40.00	45.31	47.50
21	21.99	23.86	26.17	29.62	32.67	35.48	38.93	41.40	46.80	49.01
22	23.03	24.94	27.30	30.81	33.92	36.78	40.29	42.80	48.27	50.51
23	24.07	26.02	28.43	32.01	35.17	38.08	41.64	44.18	49.73	52.00
24	25.11	27.10	29.55	33.20	36.42	39.36	42.98	45.56	51.18	53.48
25	26.14	28.17	30.68	34.38	37.65	40.65	44.31	46.93	52.62	54.95
26	27.18	29.25	31.79	35.56	38.89	41.92	45.64	48.29	54.05	56.41
27	28.21	30.32	32.91	36.74	40.11	43.19	46.96	49.64	55.48	57.86
28	29.25	31.39	34.03	37.92	41.34	44.46	48.28	50.99	56.89	59.30
29	30.28	32.46	35.14	39.09	42.56	45.72	49.59	52.34	58.30	60.73
30	31.32	33.53	36.25	40.26	43.77	46.98	50.89	53.67	59.70	62.16
40	41.62	44.16	47.27	51.81	55.76	59.34	63.69	66.77	73.40	76.09
50	51.89	54.72	58.16	63.17	67.50	71.42	76.15	79.49	86.66	89.56
60	62.13	65.23	68.97	74.40	79.08	83.30	88.38	91.95	99.61	102.69
100	102.95	106.91	111.67	118.50	124.34	129.56	135.81	140.17	149.45	153.17

(9.4) Table for Binomial random variable $P(Bin(n, p) \leq k)$ if $p \leq 0.5$.
 If $p > 0.5$, then $P(Bin(n, p) \leq k) = P(Bin(n, 1 - p) \geq n - k)$.

n	k	0.05	0.10	0.15	0.20	0.25	0.30	0.35	0.40	0.45	0.50
2	0	0.9025	0.8100	0.7225	0.6400	0.5625	0.4900	0.4225	0.3600	0.3025	0.2500
	1	0.9975	0.9900	0.9775	0.9600	0.9375	0.9100	0.8775	0.8400	0.7975	0.7500
3	0	0.8574	0.7290	0.6141	0.5120	0.4219	0.3430	0.2746	0.2160	0.1664	0.1250
	1	0.9928	0.9720	0.9392	0.8960	0.8438	0.7840	0.7183	0.6480	0.5747	0.5000
4	0	0.8145	0.6561	0.5220	0.4096	0.3164	0.2401	0.1785	0.1256	0.0915	0.0625
	1	0.9860	0.9477	0.8905	0.8192	0.7383	0.6517	0.5630	0.4735	0.3910	0.3125
5	0	0.7738	0.5905	0.4437	0.3277	0.2373	0.1681	0.1160	0.0778	0.0503	0.0313
	1	0.9774	0.9185	0.8352	0.7373	0.6328	0.5282	0.4284	0.3370	0.2562	0.1875
6	0	0.7351	0.5314	0.3771	0.2621	0.1780	0.1176	0.0754	0.0467	0.0277	0.0156
	1	0.9672	0.8847	0.7765	0.6554	0.5339	0.4202	0.3191	0.2333	0.1636	0.1094
7	0	0.6983	0.4783	0.3206	0.2097	0.1335	0.0824	0.0490	0.0280	0.0152	0.0078
	1	0.9566	0.8503	0.7166	0.5767	0.4449	0.3294	0.2338	0.1586	0.1024	0.0625
8	0	0.6634	0.4305	0.2725	0.1678	0.1001	0.0576	0.0319	0.0168	0.0084	0.0039
	1	0.9428	0.8131	0.6572	0.5033	0.3671	0.2553	0.1691	0.1064	0.0632	0.0352
9	0	0.6302	0.3874	0.2316	0.1342	0.0751	0.0404	0.0207	0.0101	0.0046	0.0020
	1	0.9288	0.7748	0.5995	0.4362	0.3003	0.1960	0.1211	0.0705	0.0385	0.0195

Table for Binomial random variable $P(Bin(n, p) \leq k)$ if $p \leq 0.5$.
 If $p > 0.5$, then $P(Bin(n, p) \leq k) = P(Bin(n, 1 - p) \geq n - k)$.

n	k	0.05	0.10	0.15	0.20	0.25	0.30	0.35	0.40	0.45	0.50
10	0	0.5987	0.3487	0.1969	0.1074	0.0563	0.0282	0.0135	0.0060	0.0025	0.0010
	1	0.9139	0.7361	0.5443	0.3758	0.2440	0.1493	0.0860	0.0464	0.0233	0.0107
11	0	0.5688	0.3138	0.1673	0.0859	0.0422	0.0198	0.0088	0.0036	0.0014	0.0005
	1	0.8981	0.6974	0.4922	0.3221	0.1971	0.1130	0.0606	0.0302	0.0139	0.0059
12	0	0.5404	0.2824	0.1422	0.0687	0.0317	0.0138	0.0057	0.0022	0.0008	0.0002
	1	0.8816	0.6590	0.4435	0.2749	0.1584	0.0850	0.0424	0.0196	0.0083	0.0032

Table for Binomial random variable $P(\text{Bin}(n, p) \leq k)$ if $p \leq 0.5$.
 If $p > 0.5$, then $P(\text{Bin}(n, p) \leq k) = P(\text{Bin}(n, 1 - p) \geq n - k)$.

n	k	p														
		0.05	0.10	0.15	0.20	0.25	0.30	0.35	0.40	0.45	0.50					
14	0	0.4877	0.2288	0.1028	0.0440	0.0178	0.0068	0.0024	0.0008	0.0002	0.0001	0.0000	0.0000	0.0000	0.0000	0.0000
	1	0.8470	0.5846	0.3567	0.2075	0.1010	0.0475	0.0205	0.0081	0.0029	0.0009	0.0001	0.0000	0.0000	0.0000	0.0000
	2	0.9699	0.8416	0.6479	0.4481	0.2811	0.1608	0.0839	0.0398	0.0170	0.0065	0.0016	0.0001	0.0000	0.0000	0.0000
	3	0.9958	0.9559	0.8535	0.6982	0.5213	0.3552	0.2205	0.1243	0.0632	0.0287	0.0116	0.0032	0.0005	0.0000	0.0000
	4	0.9996	0.9908	0.9533	0.8702	0.7415	0.5842	0.4227	0.2793	0.1672	0.0898	0.0427	0.0192	0.0065	0.0016	0.0000
	5	1.0000	0.9985	0.9885	0.9561	0.8883	0.7805	0.6405	0.4859	0.3373	0.2120	0.1200	0.0625	0.0353	0.0170	0.0050
	6	1.0000	0.9998	0.9978	0.9884	0.9617	0.9067	0.8164	0.6925	0.5461	0.3953	0.2500	0.1500	0.0800	0.0400	0.0170
	7	1.0000	1.0000	0.9997	0.9976	0.9897	0.9685	0.9247	0.8499	0.7414	0.6047	0.4500	0.3000	0.1800	0.1000	0.0500
	8	1.0000	1.0000	1.0000	0.9996	0.9978	0.9976	0.9917	0.9617	0.8811	0.7880	0.6700	0.5300	0.4000	0.2800	0.1800
	9	1.0000	1.0000	1.0000	1.0000	0.9998	0.9997	0.9983	0.9940	0.9825	0.9412	0.8700	0.7700	0.6500	0.5200	0.4000
	10	1.0000	1.0000	1.0000	1.0000	1.0000	0.9998	0.9998	0.9999	0.9961	0.9886	0.9713	0.9300	0.8600	0.7600	0.6400
	11	1.0000	1.0000	1.0000	1.0000	1.0000	1.0000	1.0000	0.9999	0.9994	0.9978	0.9935	0.9700	0.9300	0.8600	0.7600
	12	1.0000	1.0000	1.0000	1.0000	1.0000	1.0000	1.0000	1.0000	0.9999	0.9997	0.9991	0.9950	0.9700	0.9300	0.8600
	13	1.0000	1.0000	1.0000	1.0000	1.0000	1.0000	1.0000	1.0000	1.0000	0.9999	0.9999	0.9999	0.9999	0.9999	0.9999
15	0	0.4633	0.2059	0.0874	0.0352	0.0134	0.0047	0.0016	0.0005	0.0001	0.0000	0.0000	0.0000	0.0000	0.0000	0.0000
	1	0.8290	0.5490	0.3186	0.1671	0.0802	0.0353	0.0142	0.0052	0.0017	0.0005	0.0001	0.0000	0.0000	0.0000	0.0000
	2	0.9638	0.8159	0.6042	0.3980	0.2361	0.1268	0.0617	0.0271	0.0107	0.0037	0.0007	0.0001	0.0000	0.0000	0.0000
	3	0.9945	0.9444	0.8227	0.6482	0.4613	0.2969	0.1727	0.0905	0.0424	0.0176	0.0052	0.0016	0.0001	0.0000	0.0000
	4	0.9994	0.9873	0.9383	0.8338	0.6865	0.5155	0.3519	0.2173	0.1204	0.0592	0.0250	0.0100	0.0030	0.0001	0.0000
	5	0.9999	0.9978	0.9832	0.9389	0.8516	0.7216	0.5643	0.4032	0.2608	0.1509	0.0800	0.0400	0.0200	0.0080	0.0020
	6	1.0000	0.9997	0.9964	0.9819	0.9434	0.8689	0.7548	0.6098	0.4522	0.3036	0.1800	0.1000	0.0500	0.0250	0.0100
	7	1.0000	1.0000	0.9994	0.9958	0.9827	0.9500	0.8868	0.7869	0.6535	0.5000	0.3400	0.2000	0.1200	0.0600	0.0300
	8	1.0000	1.0000	0.9999	0.9992	0.9958	0.9848	0.9578	0.9050	0.8182	0.6964	0.5400	0.3800	0.2300	0.1300	0.0700
	9	1.0000	1.0000	1.0000	0.9999	0.9999	0.9992	0.9921	0.9231	0.8491	0.7400	0.6000	0.4400	0.2800	0.1600	0.0800
	10	1.0000	1.0000	1.0000	1.0000	0.9999	0.9999	0.9993	0.9972	0.9907	0.9745	0.9400	0.8800	0.7900	0.6800	0.5700
	11	1.0000	1.0000	1.0000	1.0000	1.0000	0.9999	0.9999	0.9993	0.9981	0.9937	0.9824	0.9600	0.9200	0.8500	0.7500
	12	1.0000	1.0000	1.0000	1.0000	1.0000	1.0000	0.9999	0.9999	0.9997	0.9989	0.9963	0.9800	0.9500	0.9100	0.8400
	13	1.0000	1.0000	1.0000	1.0000	1.0000	1.0000	1.0000	1.0000	0.9999	0.9999	0.9995	0.9990	0.9990	0.9990	0.9990
14	1.0000	1.0000	1.0000	1.0000	1.0000	1.0000	1.0000	1.0000	1.0000	1.0000	1.0000	1.0000	1.0000	1.0000	1.0000	
16	0	0.4401	0.1853	0.0743	0.0281	0.0100	0.0033	0.0010	0.0003	0.0001	0.0000	0.0000	0.0000	0.0000	0.0000	0.0000
	1	0.8108	0.5147	0.2839	0.1407	0.0635	0.0261	0.0098	0.0033	0.0010	0.0003	0.0001	0.0000	0.0000	0.0000	0.0000
	2	0.9571	0.7892	0.5614	0.3518	0.1971	0.0994	0.0451	0.0183	0.0066	0.0021	0.0001	0.0000	0.0000	0.0000	0.0000
	3	0.9930	0.9316	0.7899	0.5981	0.4050	0.2459	0.1339	0.0651	0.0281	0.0106	0.0030	0.0001	0.0000	0.0000	0.0000
	4	0.9991	0.9830	0.9209	0.7982	0.6302	0.4499	0.2892	0.1666	0.0853	0.0384	0.0150	0.0040	0.0001	0.0000	0.0000
	5	0.9999	0.9967	0.9765	0.9183	0.8103	0.6598	0.4900	0.3288	0.1976	0.1051	0.0500	0.0200	0.0080	0.0020	0.0001
	6	1.0000	0.9995	0.9944	0.9733	0.9204	0.8247	0.6881	0.5272	0.3660	0.2272	0.1300	0.0700	0.0350	0.0150	0.0050
	7	1.0000	0.9999	0.9989	0.9930	0.9729	0.9236	0.8406	0.7161	0.5629	0.4018	0.2500	0.1500	0.0800	0.0400	0.0170
	8	1.0000	1.0000	0.9998	0.9985	0.9925	0.9743	0.9329	0.8577	0.7441	0.5982	0.4400	0.2800	0.1600	0.0800	0.0400
	9	1.0000	1.0000	1.0000	0.9998	0.9988	0.9925	0.9711	0.9417	0.8759	0.7728	0.6400	0.4800	0.3000	0.1700	0.0800
	10	1.0000	1.0000	1.0000	1.0000	0.9997	0.9984	0.9984	0.9997	0.9951	0.9849	0.9600	0.9200	0.8500	0.7500	0.6300
	11	1.0000	1.0000	1.0000	1.0000	1.0000	0.9997	0.9987	0.9951	0.9851	0.9616	0.9200	0.8500	0.7500	0.6300	0.5000
	12	1.0000	1.0000	1.0000	1.0000	1.0000	1.0000	0.9998	0.9991	0.9965	0.9894	0.9779	0.9500	0.9100	0.8400	0.7400
	13	1.0000	1.0000	1.0000	1.0000	1.0000	1.0000	1.0000	0.9999	0.9994	0.9994	0.9979	0.9950	0.9800	0.9600	0.9300
	14	1.0000	1.0000	1.0000	1.0000	1.0000	1.0000	1.0000	1.0000	0.9999	0.9999	0.9997	0.9997	0.9997	0.9997	0.9997
	15	1.0000	1.0000	1.0000	1.0000	1.0000	1.0000	1.0000	1.0000	1.0000	1.0000	1.0000	1.0000	1.0000	1.0000	1.0000

Table for Binomial random variable $P(\text{Bin}(n, p) \leq k)$ if $p \leq 0.5$.
 If $p > 0.5$, then $P(\text{Bin}(n, p) \leq k) = P(\text{Bin}(n, 1 - p) \geq n - k)$.

n	k	p														
		0.05	0.10	0.15	0.20	0.25	0.30	0.35	0.40	0.45	0.50					
17	0	0.4181	0.1668	0.0631	0.0225	0.0075	0.0023	0.0007	0.0002	0.0000	0.0000	0.0000	0.0000	0.0000	0.0000	0.0000
	1	0.7922	0.4818	0.2525	0.1182	0.0501	0.0193	0.0067	0.0021	0.0006	0.0001	0.0000	0.0000	0.0000	0.0000	0.0000
	2	0.9497	0.7618	0.5198	0.3096	0.1637	0.0774	0.0327	0.0123	0.0041	0.0012	0.0001	0.0000	0.0000	0.0000	0.0000
	3	0.9912	0.9174	0.7556	0.5489	0.3530	0.2019	0.1028	0.0464	0.0184	0.0064	0.0016	0.0001	0.0000	0.0000	0.0000
	4	0.9988	0.9779	0.9013	0.7582	0.5739	0.3887	0.2348	0.1260	0.0596	0.0245	0.0080	0.0020	0.0001	0.0000	0.0000
	5	0.9999	0.9953	0.9681	0.8943	0.7653	0.5668	0.4197	0.2639	0.1471	0.0717	0.0250	0.0080	0.0020	0.0001	0.0000
	6	1.0000	0.9992	0.9922	0.9623	0.8929	0.7752	0.6188	0.4478	0.2902	0.1622	0.0800	0.0400	0.0170	0.0050	0.0010
	7	1.0000	0.9999	0.9983	0.9891	0.9823	0.9508	0.8954	0.7872	0.6405	0.4743	0.3145	0.1800	0.1000	0.0500	0.0200
	8	1.0000	1.0000	0.9997	0.9974	0.9876	0.9597	0.9006	0.8011	0.6626	0.5000	0.3400	0.2000	0.1200	0.0600	0.0300
	9	1.0000	1.0000	1.0000	0.9999	0.9995	0.9969	0.9873	0.9617	0.9081	0.8166	0.6855	0.5200	0.3600	0.2100	0.1100
	10	1.0000	1.0000	1.0000	1.0000	0.9999	0.9994	0.9969	0.9873	0.9617	0.9081	0.8166	0.6855	0.5200	0.3600	0.2100
	11	1.0000	1.0000	1.0000	1.0000	1.0000	0.9999	0.9999	0.9970	0.9894	0.9699	0.9283	0.8500	0.7400	0.6100	0.4800
	12	1.0000	1.0000	1.0000	1.0000	1.0000	1.0000	0.9999	0.9994	0.9975	0.9914	0.9755	0.9400	0.8800	0.7800	0.6600
	13	1.0000	1.0000	1.0000	1.0000	1.0000	1.0000	1.0000	0.9999	0.9999	0.9999	0.9981	0.9936	0.9810	0.9600	0.9300
	14	1.0000	1.0000	1.0000	1.0000	1.0000	1.0000	1.0000	1.0000	0.9999	0.9999	0.9999	0.9999	0.9999	0.9999	0.9999
	15	1.0000	1.0000	1.0000	1.0000	1.0000	1.0000	1.0000	1.0000	1.0000	1.0000	1.0000	1.0000	1.0000	1.0000	1.0000
	18	0	0.3972	0.1501	0.0536	0.0180	0.0056	0.0016	0.0004	0.0001	0.0000	0.0000	0.0000	0.0000	0.0000	0.0000
1		0.7735	0.4503	0.2241	0.0991	0.0395	0.0142	0.0046	0.0013	0.0003	0.0001	0.0000	0.0000	0.0000	0.0000	0.0000
2		0.9419	0.7338	0.4797	0.2713	0.1353	0.0600	0.0236	0.0082	0.0025	0.0003	0.0000	0.0000	0.0000	0.0000	0.0000
3		0.9891	0.9018	0.7202	0.5010	0.3057	0.1646	0.0783	0.0328	0.0120	0.0038	0.				

(9.5) Table for Poisson random variable $P(Po(\mu) \leq k)$.

k	μ									
	0.1	0.2	0.3	0.4	0.5	0.6	0.7	0.8	0.9	1.0
0	0.9048	0.8187	0.7408	0.6703	0.6065	0.5488	0.4966	0.4493	0.4066	0.3679
1	0.9953	0.9825	0.9631	0.9384	0.9098	0.8781	0.8442	0.8088	0.7725	0.7358
2	0.9998	0.9989	0.9964	0.9921	0.9856	0.9769	0.9659	0.9526	0.9371	0.9197
3	1.0000	0.9999	0.9997	0.9992	0.9982	0.9966	0.9942	0.9909	0.9865	0.9810
4	1.0000	1.0000	1.0000	0.9999	0.9998	0.9996	0.9992	0.9986	0.9977	0.9963
5	1.0000	1.0000	1.0000	1.0000	1.0000	1.0000	0.9999	0.9998	0.9997	0.9994
6	1.0000	1.0000	1.0000	1.0000	1.0000	1.0000	1.0000	1.0000	0.9999	0.9999
7	1.0000	1.0000	1.0000	1.0000	1.0000	1.0000	1.0000	1.0000	1.0000	1.0000
k	1.1	1.2	1.3	1.4	1.5	1.6	1.7	1.8	1.9	2.0
0	0.3329	0.3012	0.2725	0.2466	0.2231	0.2019	0.1827	0.1653	0.1496	0.1353
1	0.6990	0.6626	0.6268	0.5918	0.5578	0.5249	0.4932	0.4628	0.4337	0.4060
2	0.9004	0.8795	0.8571	0.8335	0.8088	0.7834	0.7572	0.7306	0.7037	0.6767
3	0.9743	0.9662	0.9569	0.9463	0.9344	0.9212	0.9068	0.8913	0.8747	0.8571
4	0.9946	0.9923	0.9893	0.9857	0.9814	0.9763	0.9704	0.9636	0.9559	0.9473
5	0.9990	0.9985	0.9978	0.9968	0.9955	0.9940	0.9920	0.9896	0.9868	0.9834
6	0.9999	0.9997	0.9996	0.9994	0.9991	0.9987	0.9981	0.9974	0.9966	0.9955
7	1.0000	1.0000	0.9999	0.9999	0.9998	0.9997	0.9996	0.9994	0.9992	0.9989
8	1.0000	1.0000	1.0000	1.0000	1.0000	1.0000	0.9999	0.9999	0.9999	0.9998
9	1.0000	1.0000	1.0000	1.0000	1.0000	1.0000	1.0000	1.0000	1.0000	1.0000
k	2.1	2.2	2.3	2.4	2.5	2.6	2.7	2.8	2.9	3.0
0	0.1225	0.1108	0.1003	0.0907	0.0821	0.0743	0.0672	0.0608	0.0550	0.0498
1	0.3796	0.3546	0.3309	0.3084	0.2873	0.2674	0.2487	0.2311	0.2146	0.1991
2	0.6496	0.6227	0.5960	0.5697	0.5438	0.5184	0.4936	0.4695	0.4460	0.4232
3	0.8386	0.8194	0.7993	0.7787	0.7576	0.7360	0.7141	0.6919	0.6696	0.6472
4	0.9379	0.9275	0.9162	0.9041	0.8912	0.8774	0.8629	0.8477	0.8318	0.8153
5	0.9796	0.9751	0.9700	0.9643	0.9580	0.9510	0.9433	0.9349	0.9258	0.9161
6	0.9941	0.9925	0.9906	0.9884	0.9858	0.9828	0.9794	0.9756	0.9713	0.9665
7	0.9985	0.9980	0.9974	0.9967	0.9958	0.9947	0.9934	0.9919	0.9901	0.9881
8	0.9997	0.9995	0.9994	0.9991	0.9989	0.9985	0.9981	0.9976	0.9969	0.9962
9	0.9999	0.9999	0.9999	0.9998	0.9997	0.9996	0.9995	0.9993	0.9991	0.9989
10	1.0000	1.0000	1.0000	1.0000	0.9999	0.9999	0.9999	0.9998	0.9997	0.9996
11	1.0000	1.0000	1.0000	1.0000	1.0000	1.0000	1.0000	0.9999	0.9999	0.9999
12	1.0000	1.0000	1.0000	1.0000	1.0000	1.0000	1.0000	1.0000	1.0000	1.0000

Table for Poisson random variable $P(Po(\mu) \leq k)$.

k	μ									
	3.2	3.4	3.6	3.8	4.0	4.2	4.4	4.6	4.8	5.0
0	0.0408	0.0334	0.0273	0.0224	0.0183	0.0150	0.0123	0.0101	0.0082	0.0067
1	0.1712	0.1468	0.1257	0.1074	0.0916	0.0780	0.0663	0.0563	0.0477	0.0404
2	0.3799	0.3397	0.3027	0.2689	0.2381	0.2127	0.1851	0.1626	0.1425	0.1247
3	0.6025	0.5584	0.5152	0.4735	0.4335	0.3954	0.3594	0.3257	0.2942	0.2650
4	0.7806	0.7442	0.7064	0.6678	0.6288	0.5898	0.5512	0.5132	0.4763	0.4405
5	0.8946	0.8705	0.8441	0.8156	0.7851	0.7531	0.7199	0.6858	0.6510	0.6160
6	0.9534	0.9421	0.9267	0.9091	0.8893	0.8675	0.8436	0.8180	0.7908	0.7622
7	0.9832	0.9769	0.9682	0.9599	0.9489	0.9361	0.9214	0.9049	0.8867	0.8666
8	0.9943	0.9917	0.9883	0.9840	0.9786	0.9721	0.9642	0.9549	0.9442	0.9319
9	0.9982	0.9973	0.9960	0.9942	0.9919	0.9889	0.9851	0.9805	0.9749	0.9682
10	0.9995	0.9992	0.9987	0.9981	0.9972	0.9959	0.9943	0.9922	0.9896	0.9863
11	0.9999	0.9998	0.9996	0.9994	0.9991	0.9986	0.9980	0.9971	0.9960	0.9945
12	1.0000	0.9999	0.9999	0.9999	0.9998	0.9997	0.9996	0.9993	0.9990	0.9986
13	1.0000	1.0000	1.0000	1.0000	0.9999	0.9997	0.9996	0.9993	0.9990	0.9986
14	1.0000	1.0000	1.0000	1.0000	1.0000	1.0000	0.9999	0.9997	0.9995	0.9993
15	1.0000	1.0000	1.0000	1.0000	1.0000	1.0000	1.0000	0.9999	0.9999	0.9998
k	5.2	5.4	5.6	5.8	6.0	6.5	7.0	7.5	8.0	8.5
0	0.0055	0.0045	0.0037	0.0030	0.0025	0.0015	0.0009	0.0006	0.0003	0.0002
1	0.0342	0.0289	0.0244	0.0206	0.0174	0.0113	0.0073	0.0047	0.0030	0.0019
2	0.1088	0.0948	0.0824	0.0715	0.0620	0.0430	0.0286	0.0203	0.0138	0.0093
3	0.2381	0.2133	0.1906	0.1700	0.1512	0.1118	0.0818	0.0591	0.0424	0.0301
4	0.4061	0.3733	0.3422	0.3127	0.2851	0.2237	0.1730	0.1321	0.0996	0.0744
5	0.5809	0.5461	0.5119	0.4783	0.4457	0.3690	0.3007	0.2414	0.1912	0.1496
6	0.7324	0.7017	0.6703	0.6384	0.6063	0.5265	0.4497	0.3782	0.3134	0.2562
7	0.8449	0.8217	0.7970	0.7710	0.7440	0.6728	0.5987	0.5246	0.4530	0.3856
8	0.9181	0.9027	0.8857	0.8672	0.8472	0.7916	0.7291	0.6620	0.5925	0.5231
9	0.9603	0.9512	0.9409	0.9292	0.9161	0.8774	0.8305	0.7764	0.7166	0.6530
10	0.9823	0.9775	0.9718	0.9651	0.9574	0.9332	0.9015	0.8622	0.8159	0.7634
11	0.9927	0.9904	0.9875	0.9841	0.9799	0.9661	0.9467	0.9208	0.8881	0.8487
12	0.9972	0.9962	0.9949	0.9932	0.9912	0.9840	0.9730	0.9573	0.9362	0.9091
13	0.9990	0.9986	0.9980	0.9973	0.9964	0.9929	0.9872	0.9784	0.9658	0.9486
14	0.9999	0.9995	0.9993	0.9990	0.9986	0.9970	0.9943	0.9897	0.9827	0.9726
15	0.9999	0.9998	0.9998	0.9996	0.9995	0.9988	0.9976	0.9954	0.9918	0.9862
16	1.0000	0.9999	0.9999	0.9999	0.9998	0.9996	0.9990	0.9980	0.9963	0.9934
17	1.0000	1.0000	1.0000	1.0000	0.9999	0.9998	0.9996	0.9992	0.9984	0.9970
18	1.0000	1.0000	1.0000	1.0000	1.0000	0.9999	0.9999	0.9997	0.9993	0.9987
19	1.0000	1.0000	1.0000	1.0000	1.0000	1.0000	1.0000	0.9999	0.9997	0.9995
20	1.0000	1.0000	1.0000	1.0000	1.0000	1.0000	1.0000	1.0000	0.9999	0.9998
21	1.0000	1.0000	1.0000	1.0000	1.0000	1.0000	1.0000	1.0000	1.0000	0.9999
22	1.0000	1.0000	1.0000	1.0000	1.0000	1.0000	1.0000	1.0000	1.0000	1.0000

Table for Poisson random variable $P(Po(\mu) \leq k)$.

k	μ														
	9.0	9.5	10.0	11.0	12.0	13.0	14.0	15.0	16.0	17.0					
0	0.0001	0.0001	0.0000	0.0000	0.0000	0.0000	0.0000	0.0000	0.0000	0.0000					
1	0.0012	0.0008	0.0005	0.0002	0.0001	0.0000	0.0000	0.0000	0.0000	0.0000					
2	0.0062	0.0042	0.0028	0.0012	0.0005	0.0002	0.0001	0.0000	0.0000	0.0000					
3	0.0212	0.0149	0.0103	0.0049	0.0023	0.0011	0.0005	0.0002	0.0001	0.0000					
4	0.0550	0.0403	0.0293	0.0151	0.0076	0.0037	0.0018	0.0009	0.0004	0.0002					
5	0.1157	0.0885	0.0671	0.0375	0.0203	0.0107	0.0055	0.0028	0.0014	0.0007					
6	0.2068	0.1649	0.1301	0.0786	0.0458	0.0259	0.0142	0.0076	0.0040	0.0021					
7	0.3239	0.2687	0.2202	0.1432	0.0895	0.0540	0.0316	0.0180	0.0100	0.0054					
8	0.4557	0.3918	0.3328	0.2320	0.1550	0.0998	0.0621	0.0374	0.0220	0.0126					
9	0.5874	0.5218	0.4579	0.3405	0.2424	0.1658	0.1094	0.0699	0.0433	0.0261					
10	0.7060	0.6453	0.5830	0.4599	0.3472	0.2517	0.1757	0.1185	0.0774	0.0491					
11	0.8030	0.7520	0.6968	0.5793	0.4616	0.3532	0.2600	0.1848	0.1270	0.0847					
12	0.8758	0.8364	0.7916	0.6887	0.5760	0.4631	0.3585	0.2676	0.1931	0.1350					
13	0.9261	0.8981	0.8645	0.7813	0.6815	0.5730	0.4644	0.3632	0.2745	0.2009					
14	0.9585	0.9400	0.9165	0.8540	0.7720	0.6751	0.5704	0.4657	0.3675	0.2808					
15	0.9780	0.9665	0.9513	0.9074	0.8444	0.7636	0.6694	0.5681	0.4667	0.3715					
16	0.9889	0.9823	0.9730	0.9441	0.8987	0.8355	0.7559	0.6641	0.5660	0.4677					
17	0.9947	0.9911	0.9857	0.9678	0.9370	0.8905	0.8272	0.7489	0.6593	0.5640					
18	0.9976	0.9957	0.9928	0.9823	0.9626	0.9302	0.8826	0.8195	0.7423	0.6550					
19	0.9989	0.9980	0.9965	0.9907	0.9787	0.9573	0.9235	0.8752	0.8122	0.7363					
20	0.9996	0.9991	0.9984	0.9953	0.9884	0.9750	0.9521	0.9170	0.8682	0.8055					
21	0.9998	0.9996	0.9993	0.9977	0.9939	0.9859	0.9712	0.9469	0.9108	0.8615					
22	0.9999	0.9999	0.9997	0.9990	0.9970	0.9924	0.9833	0.9673	0.9418	0.9047					
23	1.0000	0.9999	0.9999	0.9995	0.9985	0.9960	0.9907	0.9805	0.9633	0.9367					
24	1.0000	1.0000	1.0000	0.9998	0.9993	0.9980	0.9950	0.9888	0.9777	0.9594					
25	1.0000	1.0000	1.0000	0.9999	0.9997	0.9990	0.9974	0.9938	0.9869	0.9748					
26	1.0000	1.0000	1.0000	1.0000	0.9999	0.9995	0.9987	0.9967	0.9925	0.9848					
27	1.0000	1.0000	1.0000	1.0000	0.9999	0.9998	0.9994	0.9983	0.9959	0.9912					
28	1.0000	1.0000	1.0000	1.0000	1.0000	0.9999	0.9997	0.9991	0.9978	0.9950					
29	1.0000	1.0000	1.0000	1.0000	1.0000	1.0000	0.9999	0.9996	0.9994	0.9986					
30	1.0000	1.0000	1.0000	1.0000	1.0000	1.0000	1.0000	0.9999	0.9997	0.9993					
31	1.0000	1.0000	1.0000	1.0000	1.0000	1.0000	1.0000	0.9999	0.9997	0.9996					
32	1.0000	1.0000	1.0000	1.0000	1.0000	1.0000	1.0000	0.9999	0.9999	0.9996					
33	1.0000	1.0000	1.0000	1.0000	1.0000	1.0000	1.0000	0.9999	0.9999	0.9999					
34	1.0000	1.0000	1.0000	1.0000	1.0000	1.0000	1.0000	1.0000	1.0000	0.9999					
35	1.0000	1.0000	1.0000	1.0000	1.0000	1.0000	1.0000	1.0000	1.0000	1.0000					